

Unity Primary School



Parents Information Booklet 2025

Primary 4



PREFACE

Dear Parents

It is our privilege to have your child be a part of the Unity Primary School family. As we serve the community, the work we do needs many helping hands to make it happen and we look forward to working with you in nurturing every child who comes through our gates.

As a school, our purpose is to add value to the lives of our students through providing a holistic education that strikes a balance between making learning meaningful, building character and ensuring that every child is equipped with skills and competencies to navigate the future.

As such, we have prepared this Information Booklet to allow you to have a better idea of the guiding framework, content, resources and programmes of the respective subjects. We have also included some information on the Holistic Assessment (HA) practices in the school. More information on the weighted assessment items will be given at the beginning of each term.

Looking ahead, we believe that it will be an exciting year ahead filled with many opportunities for learning and growth. On behalf of the staff, we would like to wish all our parents a fruitful partnership with the school as we strive to give our best for our students.

Yours sincerely,
Mrs Lee-Koh SC
Principal

CONTENT PAGE

English Language.....	Page 4
Mathematics.....	Page 8
Science.....	Page 12
Chinese Language.....	Page 22
Malay Language.....	Page 25
Tamil Language.....	Page 30
Physical Education.....	Page 34
Art Education.....	Page 36
Music Education.....	Page 39
Character & Citizenship Education.....	Page 42
Social Studies.....	Page 46
Information and Communication Technology.....	Page 49
Holistic Assessment.....	Page 51

ENGLISH LANGUAGE

AIMS OF ENGLISH LANGUAGE EDUCATION IN SCHOOLS

The Primary English Language Syllabus aims to enable all students to:

1. **Listen, read and view** critically and with accuracy, show understanding and appreciation of a wide range of literary and informational/ functional texts from print and non-print sources.
2. **Speak, write and represent** in internationally acceptable English (Standard English) that is grammatical, fluent, mutually intelligible and appropriate for different purposes, audiences, contexts and cultures.
3. **Understand and use internationally acceptable English (Standard English) grammar and vocabulary** accurately and appropriately as well as understand how speakers/writers put words together and use language to communicate meaning and achieve impact.

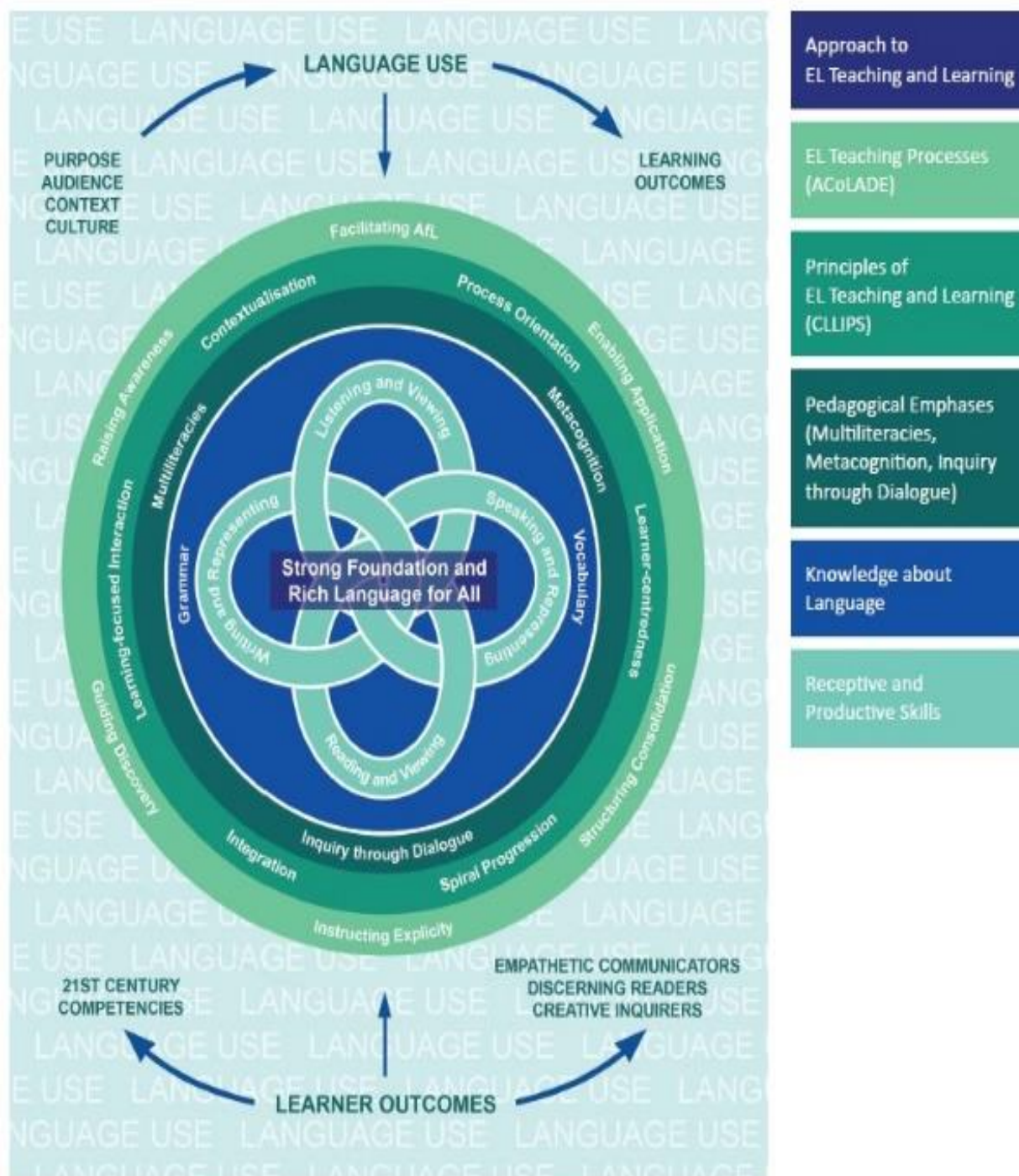
ENGLISH LANGUAGE FRAMEWORK

The overarching aim of the *EL Syllabus 2020* is to develop effective language use. Besides developing in children, the love for reading and a strong foundation in the English Language, STELLAR 2.0 aims to further develop in them the values, dispositions and skills to listen actively to multiple perspectives.

They will learn to communicate confidently, effectively and sensitively while working towards shared goals. As they distinguish between fact and falsehood, they will be able to process information more critically and with discernment.

Students' language use is reflected in the following areas of language learning:

- Listening and Viewing
- Reading and Viewing
- Speaking and Representing
- Writing and Representing
- Grammar
- Vocabulary



SCOPE OF LEARNING

Besides STELLAR (Strategies for English Language Learning and Reading), a structured programme is also in place to help our students develop and master the various language skills. The strategies for each language component or techniques for each task will be explicitly taught by our teachers to ensure students have a strong grounding in the fundamentals of English.

Language Skills	Components / Tasks
Listening & Viewing	<p>Picture Matching Students will have to listen and pick the correct pictures that best match the given statements.</p> <p>Note-taking Students will have to listen to a short text and write down words or short phrases to complete the note-taking task.</p>
Reading & Viewing	<p>Reading Aloud Students will read a short passage to demonstrate their ability to read accurately and fluently.</p> <p>Stimulus Based Conversation Students will demonstrate their ability to provide a response to a given stimulus by sharing their views and reasons for thinking so.</p> <p>CAPtivate Booklet Students will be taught critical thinking skills through the book "Matilda" written by Roald Dahl.</p>
Writing & Representing	<p>Composition Writing Students will demonstrate their grasp of the narrative genre (orientation, development, problem and resolution) and ability to organise their ideas coherently by writing a story of at least 3 paragraphs.</p>
Language Use	<p>Explicit Skills Instruction Besides STELLAR learning sheets, students will be supplemented with other learning materials so that they develop the necessary foundation skills for language use:</p> <ul style="list-style-type: none">- Vocabulary MCQ- Grammar MCQ- Grammar Cloze- Sentence Combining- Editing for Punctuation and Spelling- Visual Text Comprehension- Comprehension

PROGRAMMES

STELLAR

The STELLAR programme aims to strengthen children's language and reading skills as well as promote a positive attitude towards learning in the foundational years. Age-appropriate materials and research-based teaching strategies will be used to engage children in the learning of English. Besides using the key strategies meant for lower primary classrooms, students will be exposed to the following strategies for the upper primary classrooms.

Supported Reading (SR)

Students will be given opportunities to make predictions, read assigned section silently before discussing the text and difficult words as a whole class. This strategy is usually carried out for narrative and information texts.

Know - Want to know - Learnt (KWL)

Students will use this strategy to extract information and relate it to what they already know about a topic. They will be guided to organise, access and remember information. This enables students to understand and follow the logic of information presented in a text, recognise information that is repeated and distinguish between main ideas and details. The teacher's support is gradually reduced when the students learn to be more independent in extracting information from what they read.

Retelling (RT)

Students will use retelling as a reading comprehension strategy to engage with the text at different levels: from interpreting meaning at the whole text level, to individual words and phrases and back to the whole text again. They will be given opportunities to engage in a whole range of important language and cognitive processes including recall of events/information, main points and characters, text structures and language features.

School-based Dyslexia Remediation programme (SDR)

This is a two-year intervention programme for Primary 3 and 4 students. These students are identified for support through a systematic screening process for dyslexia conducted at the end of Primary 2. The programme is conducted in small groups by trained school personnel using a remediation curriculum designed by MOE Reading Specialists.

Reading Remediation Programme (RRP)

The Reading Remediation Programme (RRP) aims to provide support for P3 and P4 students who still face consistent difficulty in reading in the English Language despite having completed the Learning Support Programme in P1 and P2. The programme exposes students to a range of coping strategies for reading comprehension which will enable them to better manage their learning in the regular classroom.

Applied Learning Programme (ALP)

Learning comes alive when students are involved in hands-on and experiential learning. This programme embeds the critical thinking elements that build on learning in the classroom, and takes it forward to enrich students' overall learning.

RESOURCES USED

1. STELLAR Learning Sheets
2. Synthesis & Transformation Book
3. School Based Packages
4. Extensive Reading
5. Class Library Books
6. Captivate Booklet (Critical Thinking Package)

MATHEMATICS

AIMS OF MATHEMATICS EDUCATION IN SCHOOLS

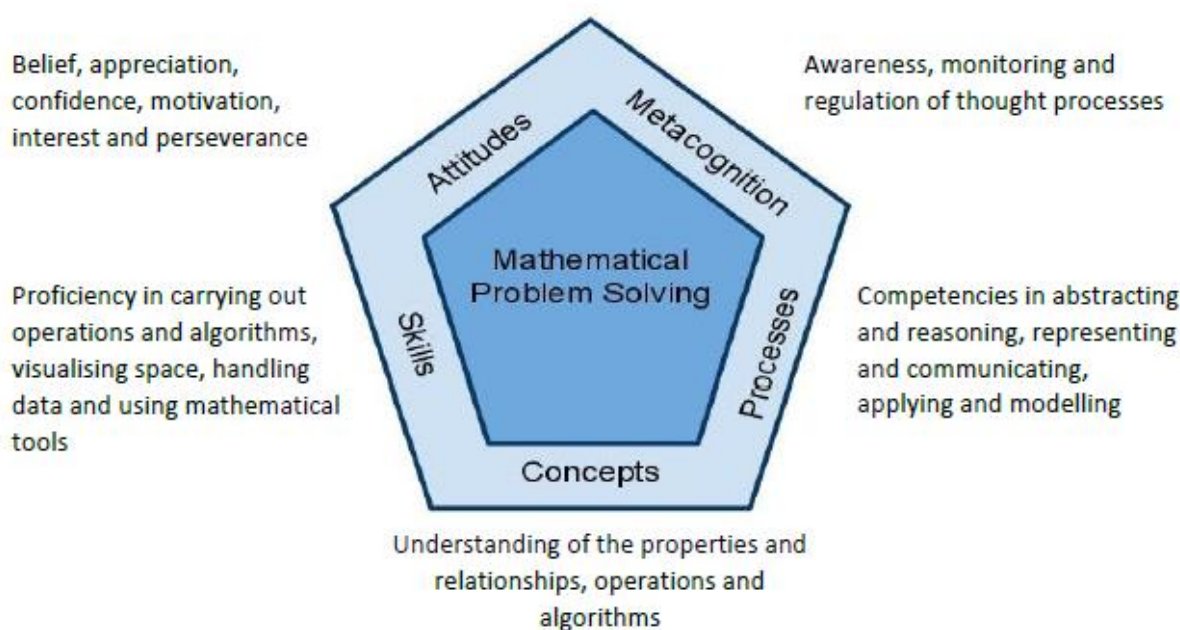
The Primary Mathematics Syllabus aims to enable all students to:

1. Acquire and apply mathematical concepts and skills
2. Advance cognitive and metacognitive skills through a mathematical problem-solving approach
3. Develop positive attitudes towards Mathematics.

MATHEMATICS FRAMEWORK

The central focus of the framework is mathematical problem-solving; that is, using mathematics to solve problems. The framework sets the direction for and provides guidance in the teaching, learning, and assessment of Mathematics at all levels, from primary to tertiary. It advocates for a well-rounded and practical approach to mathematics education. It values not only the acquisition of knowledge but also the development of positive attitudes towards Mathematics, as well as application of mathematical principles in real-world situations.

Mathematics Curriculum Framework



Scope Of Learning

Content Chart	Component/ Tasks
(A) Numbers to 100 000	<ol style="list-style-type: none">1. Number notation, representation and place values (ten thousands, thousands, hundreds, tens, ones)2. Reading and writing numbers in numerals and in words3. Comparing and ordering numbers4. Patterns in number sequences5. Rounding numbers to the nearest 10, 100 or 10006. Use of \approx

(B) Factors & multiples	<ol style="list-style-type: none"> 1. Factors, multiples & their relationship 2. Determining if a 1-digit number is a factor of a given number within 100 3. Finding the common factors of two given numbers 4. Determining if a number is a multiple of a given 1-digit number 5. Finding the common multiples of two given 1-digit numbers
(C) Four operations	<ol style="list-style-type: none"> 1. Multiplication algorithms <ul style="list-style-type: none"> • Up to 4 digits by 1 digit • Up to 3 digits by 2 digits 2. Division algorithm (Up to 4 digits by 1 digit)
(D) Mixed numbers and improper fractions	<ol style="list-style-type: none"> 1. Mixed numbers, improper fractions & their relationships 2. Fraction as part of a set of objects 3. Adding & subtracting fractions with denominators of given fractions not exceeding 12 and not more than two different denominators
(E) Decimals	<ol style="list-style-type: none"> 1. Decimals up to 3 decimal places 2. Notation, representations & place values (tenths, hundredths, thousandths) 3. Comparing & ordering decimals 4. Dividing a whole number by a whole number with quotient as a decimal 4. Converting decimals to fractions 5. Converting fractions to decimals when denominator is a factor of 10 or 100 6. Rounding decimals to <ul style="list-style-type: none"> • the nearest whole number • 1 decimal place • 2 decimal places 7. Adding & subtracting decimals (up to 2 decimal places) 8. Multiplying & dividing decimals (up to 2 decimal places) by a 1-digit whole number 9. Round answers to a specified degree of accuracy
(F) Area & Perimeter	<ol style="list-style-type: none"> 1. Finding one dimension of a rectangle given the other dimension and its area / perimeter 2. Finding the length of one side of a square its area / perimeter 3. Finding the area & perimeter of composite figures made up of rectangles & squares

(G) Angles	<ol style="list-style-type: none"> 1. Using notations such as $\angle ABC$ & $\angle a$ to name angles 2. Measuring angles in degrees 3. Drawing an angle of a given size 4. Relating quarter, half & complete turns to angles in degrees
(H) Rectangle & square	<ol style="list-style-type: none"> 1. Properties of rectangle & square, excluding diagonal properties 2. Drawing rectangle and square
(I) Line Symmetry	<ol style="list-style-type: none"> 1. Identifying symmetrical figures 2. Determining whether a straight line is a line of symmetry of a symmetric figure 3. Completing a symmetric figure with respect to a given line of symmetry on square grid
(J) Nets	<ol style="list-style-type: none"> 1. Identifying & drawing 2D representations of <ul style="list-style-type: none"> • cube • cuboid • cone • cylinder • prism • pyramid 2. Identifying the nets of 3D solids <ul style="list-style-type: none"> • cube • cuboid • prism • pyramid 3. Identifying the solid which can be formed by a given net
(K) Tables, line graphs and pie charts	<ol style="list-style-type: none"> 1. Completing a table from given data 2. Reading & interpreting data from tables / line graphs / pie charts

PROGRAMMES

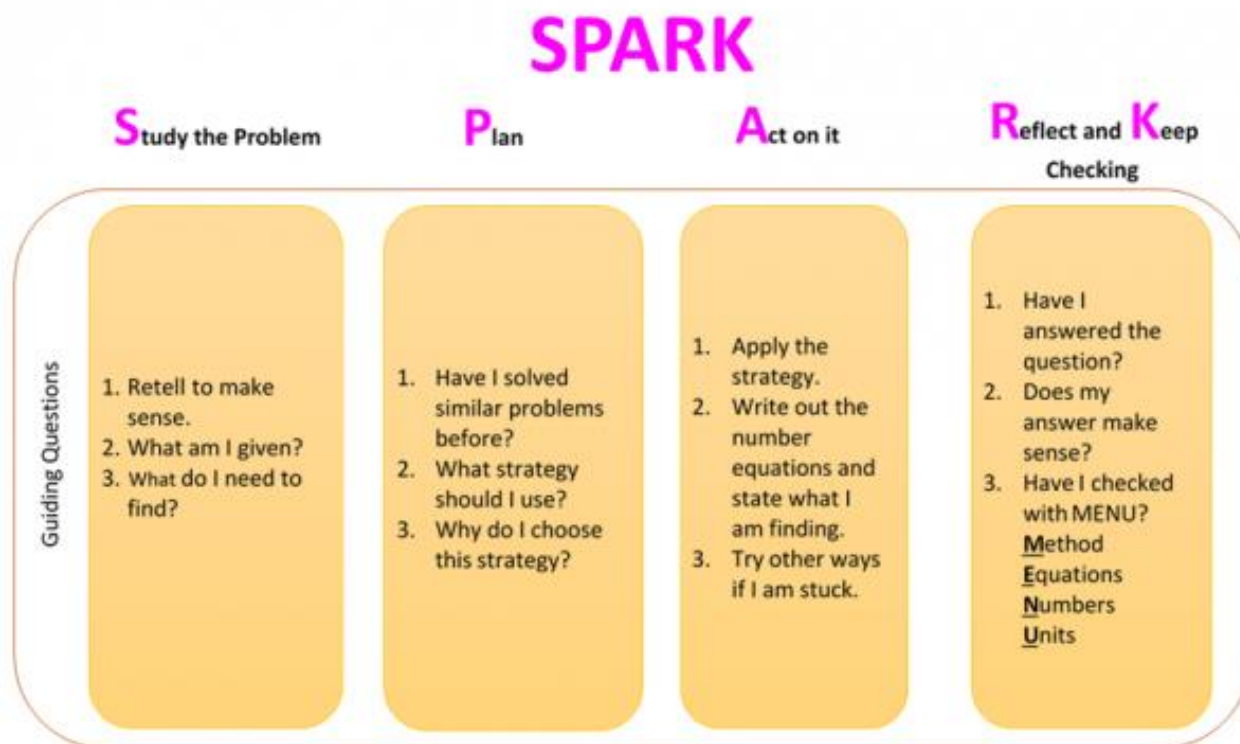
Engagement

Students are engaged in a series of learning activities to explore and learn mathematical concepts and skills. From concrete manipulatives and experiences, scaffolding is provided to help students uncover abstract mathematical concepts and deepen conceptual understanding. Students are also given opportunities to apply concepts and skills learnt to achieve mastery.

Problem-Solving

SPARK Framework

We infused Polya's steps in problem solving into our problem-solving framework – SPARK. Effective questioning is used to guide students in their thought processes to scaffold and aid problem-solving.



Heuristics Package

Students at all levels, starting from Primary 1, are taught the fundamental strategies to help them in problem-solving and these strategies are cascaded in progressive developmental stages which are tagged to the topics taught at the various levels.

RESOURCES USED

1. Primary Mathematics Textbook 4A & 4B
2. Primary Mathematics Workbook 4A & 4B
3. Topical Learning Sheets
4. Heuristics Booklet

SCIENCE

Science Curriculum Framework

The revised Science Curriculum Framework (see Figure 1) encapsulates the thrust of Science education in Singapore to provide students with a strong foundation in Science for life, learning, citizenry, and work.

Science for Life and Society in the centre circle captures the essence of the goals of Science education.



Figure 1: The Science Curriculum Framework

Our students are diverse, with different needs, interests, and aptitudes for Science. Given the diversity of our students and the needs of our country, the twin goals of Science education are to:

- Enthuse and nurture all students to be scientifically literate, so that they are able to make informed decisions and take responsible actions in their daily lives; and
- Provide strong Science fundamentals for students to innovate and pursue STEM for future learning and work. Surrounding the centre circle are the three “IN”s — Inspire, Inquire and Innovate—which represents the vision for Science Education and encapsulates the overall experience of our students in Science education:

- (a) **INspired by Science.** Students enjoy learning Science and are fascinated by how everyday phenomena have scientific connections and how Science helps solve many of our global challenges. They regard Science as relevant and meaningful, appreciating how Science and Technology have transformed the world, and improved our lives. Students are open to the possibility of pursuing Science-related careers as a viable profession to serve the good of society.
- (b) **INquire like Scientists.** Students have strong fundamentals in Science and possess the spirit of scientific inquiry. They are able to engage confidently in the Practices of Science, grounded in the knowledge, issues and questions that relate to the roles played by Science in daily life, society and the environment. They can discern, weigh alternatives, and evaluate claims and

ideas critically, based on logical scientific evidence and arguments, and yet be able to suspend judgement where there is lack of evidence.

- (c) INnovate using Science. Students apply Science to generate creative solutions to solve real-world problems, ranging from those affecting everyday lives to complex problems affecting humanity. It is envisaged that there will be a strong pipeline of students who can contribute towards STEM research, innovation, and enterprise.

The outer ring represents the domains that make up the strong science fundamentals: Core Ideas of Science, Practices of Science and the Values, Ethics & Attitudes in Science.

- **Core Ideas of Science.** The Core Ideas are the distilled ideas central to Science. The Core Ideas help students see the coherence and conceptual links within and across the different sub-disciplines of Science (i.e., Biology, Chemistry, and Physics). The Core Ideas also provide a framework to make visible students' progression in Science understanding across the different levels of education.
- **Practices of Science.** The Practices consist of three components:
 - (a) Demonstrating Ways of Thinking and Doing in Science (WOTD);
 - (b) Understanding the Nature of Scientific Knowledge (NOS); and
 - (c) Relating Science, Technology, Society and Environment (STSE).

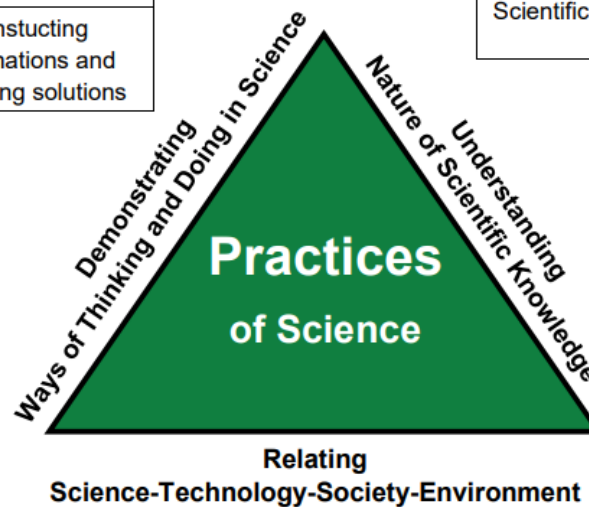
They represent the set of established procedures and processes associated with scientific inquiry, what scientific knowledge is and how it is generated and established, and how Science is applied in society respectively. The Practices serve to highlight that the discipline of Science is more than the acquisition of a body of knowledge (e.g., scientific facts, concepts, laws, and theories); it is also a way of thinking and doing. It is important to appreciate that the three components representing the cognitive, epistemic, and social aspects of the Practices are intricately related (see Figure 2).

- **Values, Ethics and Attitudes in Science.** Although Science uses objective methods to arrive at evidence-based conclusions, it is in fact a human enterprise conducted in particular social contexts which involves consideration of values and ethics. The intent of fostering an awareness and appreciation of values in the curriculum is to sensitise our students to the ethical implications of the application of Science in society. Thus, Science education needs to equip students with the ability to articulate their ethical stance as they participate in discussions about socioscientific issues that involve ethical dilemmas, with no single right answer.

The pair of hands represents the roles of students as inquirers , supported by teachers and partners as facilitators of the students' learning experiences. The partnership of learning and teaching goes beyond the students and teachers to include other partners who can facilitate learning in various contexts to help students appreciate the application of Science in their daily lives, society, and the environment.

Demonstrating WOTD		
Investigating	Evaluating and Reasoning	Developing and Evaluating Solutions
Posing questions and defining problems	Communicating, evaluating and defending ideas with evidence	Using and developing models
Designing investigations	Making informed decisions and taking responsible actions	Constructing explanations and designing solutions
Conducting experiments and testing solutions		
Analysing and interpreting data		

Understanding NOS
Science is an evidence-based, model-building enterprise to understand the real world.
Science assumes natural causes, order and consistency in natural systems.
Scientific knowledge is generated through established procedures and critical debate.
Scientific knowledge is reliable, durable, open to change in light of new evidence.



Relating STSE
There are risks and benefits associated with the applications of Science in society.
Applications of Science often have ethical, social, economic and environmental implications.
Application of new scientific discoveries often drive technological advancement while advances in technology enable scientists to make new or deeper inquiry.

Figure 2: The Practices of Science

Syllabus Framework

The Primary Science Syllabus comprises the Core Ideas, Practices and Values, Ethics and Attitudes.

Core Ideas

The Core Ideas in this syllabus are organised as themes, which students can relate to in their everyday experiences, and to the commonly observed phenomena in nature. The aim is to enable students to appreciate the links between different themes/topics and thus allow the integration of scientific ideas. The five themes chosen are: **Diversity, Cycles, Systems, Energy, and Interactions**. These themes encompass a core body of concepts in both the life and physical Sciences. This body of concepts has been chosen because it provides a broad-based understanding of the environment, and it will help build a foundation upon which students can rely on for further study.

Although the content of the syllabus is organised into five themes, the topics under each theme are not to be viewed as compartmentalised blocks of knowledge. In general, there are no clear boundaries between these themes. There may be topics common to different themes. Hence, a conscious effort is needed to demonstrate the relationship between themes whenever possible. To help teachers and students appreciate and understand the themes, essential takeaways and key inquiry questions are included for each theme. These essential takeaways and questions can guide teachers and engage students in uncovering the important ideas at the heart of each theme. They can also use these questions to raise more specific questions for the respective topics under each theme.

Another feature of the syllabus is the spiral approach. This is characterised by the revisiting of concepts and skills at different levels and with increasing depth. The spiral approach allows the learning of scientific concepts and skills to match students' cognitive development. It therefore helps students build upon their existing understanding of concepts and facilitates the gradual mastery of skills. The focus of each theme is given below.

Diversity

There is a great variety of living and non-living things around us. Organising this diversity of things helps us better understand the world in which we live. There are common threads that connect all living things and unifying factors in the diversity of non-living things that help us classify them. This theme helps us appreciate the importance of maintaining diversity. The essential takeaways and key inquiry questions for "Diversity" are:

Essential Takeaways Key Inquiry Questions	Essential Takeaways Key Inquiry Questions
<ul style="list-style-type: none">• There is a great variety of living and non-living things around us.• We classify living and non-living things based on their similarities and differences.• Maintaining the diversity of living and non-living things is important for survival.	<ul style="list-style-type: none">• What can we observe around us?• How can we classify the great variety of living and non-living things?• Why is it important to maintain diversity?

Cycles

There are cycles or repeated patterns of change in nature. Understanding cycles, such as life cycles and the water cycle, helps us predict events and processes and to appreciate the Earth as a self-sustaining system that supports life. The essential takeaways and key inquiry questions for “Cycles” are:

Essential Takeaways Key Inquiry Questions	Essential Takeaways Key Inquiry Questions
<ul style="list-style-type: none">• There are repeated patterns of change around us.• Understanding cycles helps us to make predictions about events and processes around us.	<ul style="list-style-type: none">• What makes a cycle?• How does a cycle help us predict events and processes?• Why are cycles important to life?

Systems

A system is a whole consisting of parts that work together to perform function(s). There are systems in nature such as plant and human systems; as well as man-made systems such as electrical systems. Understanding these systems allows us to appreciate how parts influence and work together to perform function(s). The essential takeaways and key inquiry questions for “Systems” are:

Essential Takeaways Key Inquiry Questions	Essential Takeaways Key Inquiry Questions
<ul style="list-style-type: none">• A system is made of different parts. Each part has its own unique function.• Different parts of a system influence and work together to perform function(s).	<ul style="list-style-type: none">• What is a system?• How do different parts / systems work together to perform function(s)?• Why is it important to understand how parts/ systems work together?

Interactions

Interactions are the actions between and within living and non-living systems in the environment. Understanding these interactions helps us see relationships between the factors/variables in the environment. We can also appreciate the consequences of our actions and play our part in conservation. The essential takeaways and key inquiry questions for “Interactions” are:

Essential Takeaways Key Inquiry Questions	Essential Takeaways Key Inquiry Questions
<ul style="list-style-type: none">• There are interactions among us, living and non-living things in the environment.• Interactions within the environment can have positive or negative impacts.	<ul style="list-style-type: none">• What are the types of interactions around us?• How do interactions affect the environment and us?

<ul style="list-style-type: none"> • Conservation is important to ensure continuity of life and availability of resources. 	<ul style="list-style-type: none"> • Why is it important for us to conserve the environment?
---	---

Energy

Energy is required for things to work in everyday life. We use various forms of energy for many different purposes. All living things obtain energy and use it to carry out life processes. Understanding this theme allows us to appreciate the importance and uses of energy and the need to conserve it. The essential takeaways and key inquiry questions for “Energy” are:

Essential Takeaways Key Inquiry Questions	Essential Takeaways Key Inquiry Questions
<ul style="list-style-type: none"> • Energy is required for things to work. • There are various forms of energy and they can be converted from one form to another. • Some sources of energy can be depleted and we play an important role in energy conservation. 	<ul style="list-style-type: none"> • What are the different forms of energy around us? • How is energy used in everyday life? • Why is it important to conserve energy?

Practices

Teachers are encouraged to engage students in the Practices of Science and help them understand how scientific knowledge is developed through inquiry. One of the components of Practices of Science is the Ways of Thinking and Doing. It supports students in learning Science as inquirers and involves various skills and processes. For example, the skill of generating possibilities can be used when students are engaged in posing questions and defining problem or when they are constructing explanations and designing solutions.

There is no one definite sequence of priority among the Ways of Thinking and Doing. For instance, posing questions and defining problems may arise when one is analysing and interpreting data or conducting investigations.

Table 1 below describes each Way of Thinking and Doing and its progression for students by the end of Primary 4 and Primary 6. The progression provides a coherent and systematic development of skills and processes across levels.

Ways of thinking and doing		By the end of P4, students should be able to:	By the end of P6, students should be able to:
Posing questions and defining problems	This involves asking questions to make sense of the world (students themselves and the environment) around them.	<ul style="list-style-type: none"> • Ask questions out of curiosity or to deepen understanding. • Ask questions which can be investigated. 	

Ways of thinking and doing		By the end of P4, students should be able to:	By the end of P6, students should be able to:
Designing investigations	This involves formulating questions or hypotheses and designing fair tests to find out answers to the questions or to verify the hypotheses.	<ul style="list-style-type: none"> Recognise a fair test (changed/ unchanged variables). 	<ul style="list-style-type: none"> Design a fair test (changed/ unchanged variables).
Conducting investigations and testing solutions	This involves conducting investigations to gather data through making observations using our senses or instruments. This also involves knowing the functions and limitations of various apparatus, developing the ability to select and handle them appropriately for various tasks.	<ul style="list-style-type: none"> Use senses, apparatus, and equipment to gather data. Investigate to find out answers to questions (guided investigations). Record and/or compare observations/ data with suggested scaffolding. 	<ul style="list-style-type: none"> Use and select appropriate apparatus and equipment to gather data. Investigate to find out answers to questions (guided and open investigations). Record and/or compare observations/ data using a variety of forms e.g., notes, drawings, and charts.
Analysing and interpreting data	This involves identifying and explaining the parts of objects, information (presented in different forms), as well as the patterns and relationships between these parts.	<ul style="list-style-type: none"> Simple analysis of data and information in representations (e.g., tables, bar and line graphs, charts, and diagrams) to infer patterns and relationships or explain findings. 	<ul style="list-style-type: none"> Analysis of data and information in representations (e.g., tables, bar and line graphs, charts, and diagrams) to infer patterns and relationships or explain findings.
Communicating, evaluating and defending ideas with evidence	This involves receiving and presenting information and ideas in various forms. This also involves assessing the reasonableness, accuracy and quality of information and ideas.	<ul style="list-style-type: none"> Communicate (e.g., written, verbal, pictorial, tabular or graphical) clear explanation and reasoning. Seek clarification to deepen understanding. 	

Ways of thinking and doing		By the end of P4, students should be able to:	By the end of P6, students should be able to:
Making informed decisions and taking responsible actions	This involves establishing and applying criteria to select from among seemingly equal alternatives. The process of establishing criteria involves consideration of the consequences and values.	<ul style="list-style-type: none"> State or select options based on appropriate criteria with reasons. 	
Using and developing models	This involves using multiple representations to describe, explain and predict phenomena.	<ul style="list-style-type: none"> Use multiple representations (e.g., pictures, charts, diagrams, tables, graphs) to explain concepts, describe and predict phenomena. 	
Constructing explanations and designing solutions	This involves generating ideas and justifying them to remedy or alter a problem situation.	<ul style="list-style-type: none"> Construct possible explanations and generate ideas. 	

Table 1: Ways of Thinking and Doing

Values, Ethics and Attitudes

In learning Science, the adoption of certain mental attitudes such as Curiosity, Creativity, Integrity, Objectivity, Open-mindedness, Resilience, Responsibility and Healthy Scepticism is advocated.

- **Curiosity**
Desiring to explore the environment and question what is found.
- **Creativity**
Seeking innovative and relevant ways to solve problems.
- **Integrity**
Handling and communicating data and information with honesty.
- **Objectivity**
Seeking data and information to validate observations and explanations without bias.
- **Open-mindedness**
Accepting all knowledge as tentative and suspending judgement. Tolerance for ambiguity. Willingness to change views if the evidence is convincing.
- **Resilience**
Not giving up on the pursuit for answers/ solutions. Willingness to take risks and embrace failure as part of the learning process.

- Responsibility
Showing care and concern for living things and awareness of our responsibility for the quality of the environment.
- Healthy Scepticism
Questioning the observations, methods, processes, and data, as well as trying to review one's own ideas.

SCOPE OF LEARNING

The focus for P4 is given below.

Term	Theme	Topic	Core Ideas
1	Systems	Plant Systems (Plant Parts & Functions)	<ul style="list-style-type: none"> Identify the different parts of plants and state their functions. <ul style="list-style-type: none"> Leaf Stem Root
		Human Systems (Digestive System)	<ul style="list-style-type: none"> Identify the human systems in the body and state their functions (digestive, respiratory, circulatory, skeletal and muscular). Identify the parts in the human digestive system (mouth, gullet, stomach, small intestine and large intestine) and describe their functions.
1 & 2	Cycles	Cycles in Matter and Water (Matter)	<ul style="list-style-type: none"> State that matter is anything that has mass and occupies space. Differentiate among the three states of matter (solid, liquid, gas) in terms of shape and volume.
3	Energy	Energy Forms & Uses (Light)	<ul style="list-style-type: none"> Recognise that an object can be seen when it reflects light or when it is a source of light. Recognise that light travels in straight lines and thus a shadow is formed when light is completely or partially blocked by an object.
		Energy Forms & Uses (Heat)	<ul style="list-style-type: none"> Identify some common sources of heat. State that the temperature of an object is a measurement of its degree of hotness. State that heat is a form of energy. Differentiate between heat and temperature. Show an understanding that heat flows from a hotter to a colder object/ region/ place until both reach the same temperature. Relate the change in temperature of an object to the gain or loss of heat by the object.
3 & 4	Energy	Energy Forms & Uses (Heat)	<ul style="list-style-type: none"> List some effects of heat gain/loss in our everyday life. <ul style="list-style-type: none"> Contraction / expansion of objects (solid, liquid and gas) Change in state of matter Identify good and poor conductors of heat.

Term	Theme	Topic	Core Ideas
			<ul style="list-style-type: none"> • Good conductors: metals • Poor conductors: wood, plastics, air, rubber

RESOURCES USED

1. P4 Inspiring Science Text Book & Work Book
2. Topical Worksheets
3. I do-We do-You do (IWY*) Packages for the following topics:
 - Matter
 - Light and Shadow
 - Plant and Human Systems

**IWY packages are designed to help students answer the open-ended questions using the C³ (Concept, Connection, Conclusion) answering technique through parallel questions.*

PROGRAMMES

Experiential learning catered across the level through learning packages and activities to promote self-directed learning and cultivate a passion for science through inquiry includes:

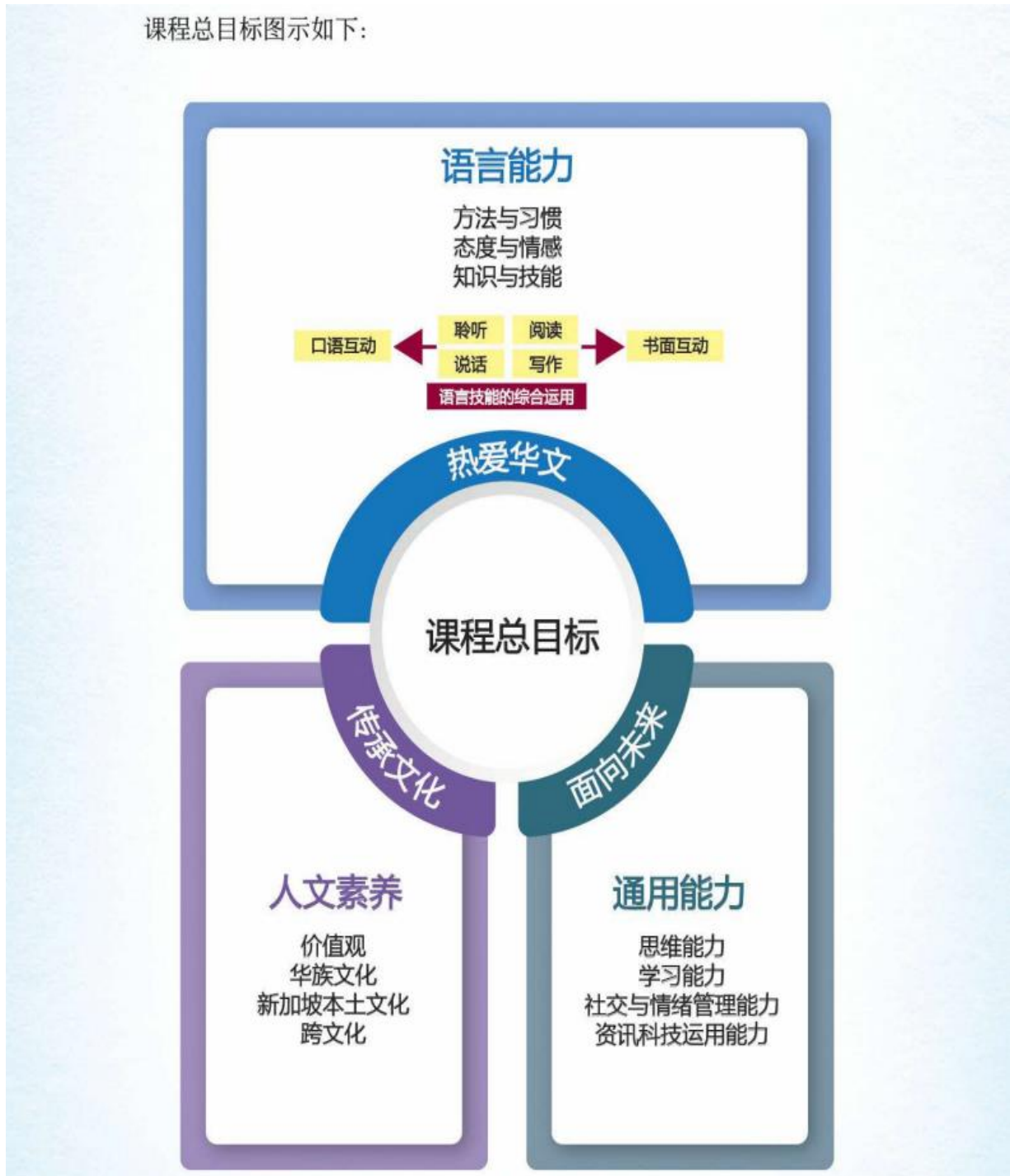
- Every Child a Gardener
P4 students will grow a variety of plants at the nursery in the school eco-garden. In groups, they make a decision on the type of vegetable they would like to plant from the given list & do their research on the best conditions, e.g. amount of water, sunlight, etc. to grow the vegetable. The students will take care of the plants till it is suitable to be harvested and proceed to the next growing cycle. Simple reflections leading to better decision-making for the next crop will be done periodically. Students are eventually allowed to bring the crops home for consumption.
- PET Rocket
P4 students will make a rocket from PET bottles and propel it through the air with water and compressed air. Through the activity, student will learn about the forces affecting the flight of the rocket and the variables such as angle of elevation, amount of water, etc. that will determine the distance travelled by the rocket.
- Learning Science through Student Learning Space (SLS)
With the SLS, students will be able to learn Science better using technology. Students will be able to learn anytime, anywhere, and at their own pace, whether independently or with their peers. Teachers will also be able to use the SLS to complement their classroom teaching, further enriching students' learning experience.

华文

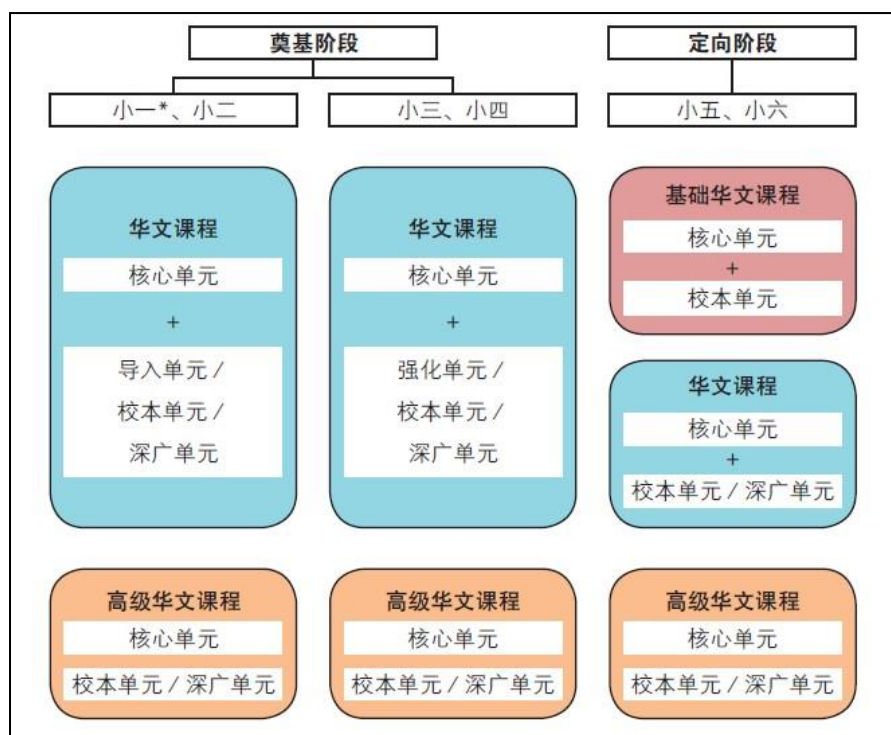
小学华文课程的总目标

- 1) 培养语言能力
- 2) 培养人文素养
- 3) 培养通用能力

课程总目标图示如下：



课程架构



- 小学各课程采用单元模式，以照顾学生家庭语言背景的不同和学生能力的差异，使华文教学更具灵活性。
- 修读华文课程的学生都必须学习核心单元。
- 需要额外帮助的学生将学习导入单元；能力较强的学生将学习深广单元。
- 导入单元的教学会安排在核心单元教学之前；深广单元的教学则在核心单元教学之后。
- 学校在开学时就会为四年级的学生进行单元分班（导入、核心或深广班）。教师将通过以下几方面来评估：
 - 学生的课堂表现
 - 学生的学习态度
 - 学生的学习成绩

单元模式的主旨不在于将学生分流，而是为了让不同能力的学生能以最适合他学习的进度来学习华文。

教材特点

- 听说、读写分流并进
- 围绕六大范畴，按照主题组织教学内容
- 系统地培养语言知识与技能

- 重视资源开发，综合的教学配套

课堂教学	
纸本教材	课本、活动本、校本配套
数码资源	SLS 平台、易知识平台

班级阅读计划（第一至第四学段）

通过班级阅读计划激发学生的阅读兴趣，让学生养成阅读的好习惯。

“我是小编导” 创意写作活动（第一至第三学段）

让学生参与作文创作和编写故事的活动，培养学生的互动与写作能力。

学习马来语会话（Coversational Chinese/Malay, CCM）（第二学段）

安排学生学习简单的马来语会话。

文化随意门计划（第三学段-暂定）

安排学生观赏校外的文化表演，让学生通过戏剧欣赏中华文化，培养学生学习华文兴趣。

母语双周活动（第三学段）

为了让学生有多点机会接触母语和认识华族的传统文化，学校安排各级学生参与并体验不同主题的文化活动。

评价

评价的形式多元，除了考查学生的学习成果，老师们也会对学生在不同方面的学习能力、兴趣和需要进行更全面的了解。

全面性评价

全面性评价的宗旨是要通过不同的评价形式促使学生的学习和成长，让学生有更多机会通过多元的学习任务展示学习成果，在“德、智、体、群、美”五育得到全面的发展。多元的评价形式能更好地配合学生的学习需要和学习方式，让学生学习得更投入，更有意义。

BAHASA MELAYU

MATLAMAT PENDIDIKAN BAHASA MELAYU PERINGKAT SEKOLAH RENDAH

Matlamat pendidikan Bahasa Melayu peringkat sekolah rendah adalah untuk membolehkan murid:

1. berkomunikasi secara efektif dalam Bahasa Melayu dalam kehidupan seharian dan alam pekerjaan;
2. memahami dan membina jati diri melalui penghayatan yang mendalam tentang budaya, tradisi, sastera dan sejarah; dan
3. berhubung dengan masyarakat Nusantara dan dunia yang bertutur dalam bahasa atau budaya yang sama.

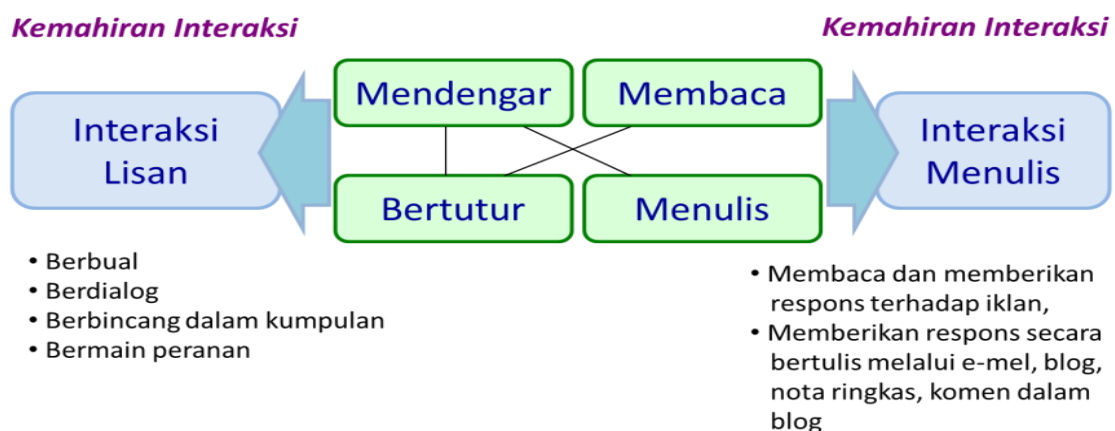
OBJEKTIF KURIKULUM BAHASA MELAYU

Pada akhir pengajaran dan pembelajaran Bahasa Melayu di sekolah rendah, murid dapat:

- mendengar dan memahami pengucapan dengan teliti;
- bertutur dengan petah menggunakan sebutan baku dan intonasi yang betul;
- membaca pelbagai bahan bercetak dan bahan media elektronik dan memberikan respons yang sesuai;
- menulis pelbagai jenis teks berdasarkan pelbagai tajuk yang sesuai;
- berinteraksi secara lisan dengan menggunakan sebutan baku;
- berinteraksi secara bertulis mengenai pelbagai tajuk yang sesuai;
- berfikir secara kreatif, kritis dan kritikal untuk mereka cipta, menyelesaikan masalah dan membuat keputusan melalui penggunaan bahasa;
- mengenali dan memahami budaya dan nilai-nilai murni masyarakat Melayu dan kaum-kaum lain; dan
- memupuk minat membaca dan menjadikannya amalan ke arah membina budaya belajar sepanjang hayat.

KEMAHIRAN BAHASA

Pengajaran dan pembelajaran bahasa bertujuan menjadikan murid sebagai pengguna bahasa yang cekap yang boleh berkomunikasi dengan yakin, berkesan dan bermakna dalam situasi sebenar, melalui tugas bahasa yang autentik. Untuk mencapai tujuan ini, murid harus mengasah kemahiran berbahasa yang merangkumi kemahiran mendengar, membaca, bertutur, menulis interaksi lisan dan interaksi penulisan, seperti yang tertera dalam rajah di bawah ini.



Model Kemahiran Teras Bahasa

PROGRAM DAN AKTIVITI PEMBELAJARAN

Program dan aktiviti pembelajaran Bahasa Melayu di sekolah ini disesuaikan dari segi pendekatan, kaedah, isi kandungan serta bahan pengajaran mengikut keperluan, keupayaan dan gaya belajar setiap murid. Pembelajaran berpusatkan murid ini dapat meningkatkan pelibatan koperatif dan kolaboratif di dalam dan di luar bilik darjah. Selain itu, murid juga melibatkan diri secara aktif dalam pembelajaran untuk meningkatkan kemahiran berfikir kerana mereka diberi peluang untuk menyoal, menghasilkan idea dan mengemukakan serta berkongsi pendapat serta menyampaikan hasil perbincangan.

Kemahiran/Pengetahuan	Program dan Aktiviti Pembelajaran
Mendengar	<u>Kefahaman Mendengar</u> <ul style="list-style-type: none">• Murid mendengar dengan teliti, memahami dan menghayati teks berbentuk ucapan, berita, cerpen atau puisi. Murid juga dikehendaki memberikan tindak balas yang wajar.
Membaca	<u>Bacaan Lantang</u> <ul style="list-style-type: none">• Murid membaca pelbagai jenis teks dengan sebutan baku, intonasi, jeda dan kelancaran yang betul serta memahami bahan yang dibaca. Mereka juga diberi peluang untuk menilai bacaan mereka secara sendiri atau berpasangan. Murid juga akan menggunakan bahan ICT untuk mendengar rakaman suara mereka supaya dapat mengecam kekuatan atau kelemahan mereka. <u>Kefahaman Membaca</u> <ul style="list-style-type: none">• Murid membaca pelbagai jenis teks. Penekanan diberikan kepada aspek pemahaman dan penaakulan bahan-bahan tersebut secara kritis. Murid juga dikehendaki memberikan respons yang sesuai. <u>Baca Ria</u> <ul style="list-style-type: none">• Untuk memupuk minat membaca, masa selama lebih kurang 10 minit setiap hari diperuntukkan untuk murid membaca buku cerita atau bahan bacaan lain dalam Bahasa Melayu. Kemudian, murid merekodkan buku yang telah mereka baca dalam rekod bacaan mereka.• Majalah 'Mari Membaca' yang mengandungi cerita-cerita menarik, puisi serta aktiviti bahasa dilanggan oleh murid. Guru menggunakan artikel-artikel dalam majalah ini untuk merangsang minat membaca di samping mengasah kemahiran bahasa murid.

Kemahiran/Pengetahuan	Program dan Aktiviti Pembelajaran
Bertutur	<p><u>Bertutur</u></p> <ul style="list-style-type: none"> Murid bertutur untuk menyampaikan maklumat, pendapat, perasaan, serta idea dengan sebutan baku, intonasi dan jeda yang betul secara sopan. <p><u>Bengkel Penulisan Komik</u></p> <ul style="list-style-type: none"> Bengkel ini bertujuan untuk mengasah penulisan serta kreativiti murid melalui penulisan komik. Bengkel ini akan dijalankan dalam Penggal 1 dan 2, selama 8 sesi. <p><u>Program Pertuturan Bahasa Mandarin dan Bahasa Melayu</u></p> <ul style="list-style-type: none"> Semua murid yang mengambil Bahasa Melayu akan mengikuti Bengkel Pertuturan dalam Bahasa Mandarin. Program ini bertujuan untuk mengeratkan hubungan dalam kalangan murid-murid yang berlainan bangsa. Selain itu, murid diharapkan dapat memperoleh kemahiran berbahasa yang membolehkan mereka berinteraksi dengan selesa di Nusantara ini. Program ini akan dijalankan sendiri oleh guru-guru Bahasa Ibunda sekolah ini dalam Penggal 4.
Menulis	<p><u>Menulis</u></p> <ul style="list-style-type: none"> Murid menulis karangan untuk menjadikan sebuah cerita berdasarkan rangsangan.
Interaksi Penulisan	<p><u>Interaksi Penulisan</u></p> <ul style="list-style-type: none"> Murid melengkapi teks dalam pelbagai konteks, contohnya poskad, kad hari lahir, e-mel, pesanan ringkas dan sebagainya.
Interaksi Lisan	<p><u>Pembelajaran Kolaboratif Lisan!</u></p> <ul style="list-style-type: none"> Murid akan melakukan tugas secara kolaboratif. Murid dikehendaki berinteraksi secara dua hala dengan rakan atau guru.
Budaya	<p><u>Minggu Dwibahasa Ibunda</u></p> <ul style="list-style-type: none"> Minggu Dwibahasa Ibunda diadakan pada Penggal 3. Pelbagai aktiviti diadakan seperti permainan, kuiz dan bengkel untuk membolehkan murid menggunakan Bahasa Melayu dalam suasana pembelajaran yang autentik lagi menyeronokkan. <p><u>Program Pendedahan Budaya dan Seni Persembahan</u></p> <ul style="list-style-type: none"> Murid akan dibawa untuk menonton persembahan drama yang bertujuan untuk mendedahkan mereka pada budaya dan seni persembahan Melayu di samping membolehkan mereka mempelajari Bahasa Melayu dalam suasana yang autentik.

SISTEM BAHASA

Berikut adalah aspek tatabahasa yang akan dipelajari:

1. Tatabahasa

<ul style="list-style-type: none">• Kata Tunggal• Kata Terbitan• Kata Ganda Penuh, Separa• Kata Majmuk• Kata Berimbuhan (meN-, beR-, teR-, peN-, di-, se-, pe-, ke-, -an, -kan, meN-...-kan, di-...-kan, beR-...-kan, beR-...-an, ke-...an, peN-...an, pe-...-an)• Kata Nama• Kata Kerja	<ul style="list-style-type: none">• Kata Adjektif• Kata Tugas• Frasa• Pola Ayat• Bentuk Ayat• Susunan Ayat• Ragam Ayat• Jenis Ayat
--	---

2. Kosa Kata

- berdasarkan bahan pembelajaran dan lembaran kerja yang digunakan

3. Penjodoh Bilangan

4. Tanda Baca

- tanda noktah (.), koma (,), soal (?), sempang (-), seru (!)

5. Kata Seerti, Kata Berlawan, Kata Kumpulan

6. Bandingan Semacam

7. Peribahasa

Senarai Peribahasa Darjah 3 dan 4

No	Peribahasa	Maksud
1	ambil berat	• memberikan perhatian
2	anak angkat	• anak yang diambil dan dijadikan anak sendiri
3	anak emas	• orang yang sangat disayangi
4	bawa nasib	• mencari penghidupan di tempat lain
5	berat sebelah	• tidak adil
6	besar hati	• bangga atau gembira
7	buah tangan	• barang yang dibawa sebagai hadiah
8	buruk siku	• mengambil semula sesuatu yang pernah diberikan kepada seseorang
9	cakar ayam	• tulisan yang buruk dan sukar dibaca
10	campur tangan	• melibatkan diri dalam hal orang lain
11	cari jalan	• berusaha untuk mencapai sesuatu perkara
12	fasih lidah	• lancar berbicara dan betul sebutannya
13	hidung tinggi	• sombong
14	jalan tengah	• tidak berat sebelah atau tidak memihak kepada sesiapa
15	kaki ayam	• tidak memakai alas kaki atau kasut
16	kaki bangku	• tidak pandai bermain bola

No	Peribahasa	Maksud
17	kecil hati	• tersinggung
18	keras kepala	• degil
19	lepas tangan	• tidak masuk campur dalam sesuatu hal
20	lurus akal	• jujur
21	manis mulut	• bercakap dengan lemah lembut
22	mati akal	• tidak tahu apa yang hendak dilakukan
23	muka tembok	• tidak tahu malu
24	murah hati	• suka memberikan bantuan
25	rendah hati	• tidak sombong
26	ringan mulut	• peramah / mudah menyatakan pendapat
27	ringan tulang	• rajin bekerja
28	tajam akal	• cepat menerima pelajaran
29	tanda mata	• hadiah yang diberikan sebagai kenang-kenangan
30	otak udang	• bodoh

BAHAN PEMBELAJARAN

1. Buku Teks CEKAP 4A & 4B
2. Buku Aktiviti CEKAP 4A & 4B
3. Buku Kecil (4 siri) 4A & 4B
4. Lembaran Kerja Darjah 4
5. Majalah 'Marilah Membaca'
6. Ruang Belajar Pelajar (SLS)

தமிழ் மொழி

தமிழ்மொழிக் கற்றல் நோக்கங்கள்

தொடக்கநிலை தமிழ்மொழிப் பாடத்திட்டம், மொழியின் அடிப்படை மொழித்திறன்களில் முறையாகப் பயிற்சி பெறுவதையும் கருத்துப்பரிமாற்றத் திறன்களை வளர்த்தலையும் நாட்டு உருவாக்கத்திற்குத் தேவையான பண்பாட்டையும் விழுமியங்களையும் உள்ளுணர்ந்து மற்றும் மகிழ்வுறக் கற்பதையும் கற்றல் நோக்கங்களாகக் கொண்டுள்ளது.

தொடக்கநிலை 4 மாணவர்கள் நான்கு அடிப்படை மொழித்திறன்களிலும் இருவழிக் கருத்துப்பரிமாற்றத் திறன்களிலும் திடமான ஆதாரம் பெறும் வகையில், பாடத்திட்டம் அமைந்துள்ளது.

கேட்டல்

- பல்வகையான கேட்டல்/நோக்கல் வளங்களைக் கேட்டும் பார்த்தும் தமது புரிந்துணர்வை வெளிப்படுத்துவார்கள்.
- எளிய பேச்சுரைகளையும் பாடல்களையும் கதைகளையும் பகுதிகளையும் கேட்டுத் தமது புரிந்துணர்வை வெளிப்படுத்துவார்கள்.
- முக்கியக் கருத்துக்களையும் சில விவரங்களையும் அடையாளம் காண்பார்கள்.
- காரண காரியத்தோடு தமது புரிந்துணர்வை வெளிப்படுத்துவார்கள்.
- முடிவெடுக்கும் தம் திறனைத் தக்க வகையில் வெளிப்படுத்துவார்கள்.

பேசுதல்

- பல்வேறு சூழல்களுக்கேற்பப் பேச்சுத்தமிழிலும் எழுத்துத்தமிழிலும் தெளிவாகவும் சரளமாகவும் தன்னம்பிக்கையுடன் பேசுவார்கள்.

- சரியான உச்சரிப்புடனும் சொல்லழுத்தத்துடனும் கலந்துரையாடல்களில் ஈடுபடுவார்கள்.
- கலந்துரையாடலில் ஈடுபட்டுத் தங்கள் கருத்துகளையும் விருப்பங்களையும் உணர்வுகளையும் சிந்தனைகளையும் பயன்முனைப்புமிக்க வகையில் வெளிப்படுத்திப் பேசுவார்கள்.
- எளிய பாடலைப் பாடுவார்கள்; கதையைக் கூறுவார்கள்.
- கேட்டும் பார்த்தும் படித்தும் தமது புரிந்துணர்வை பொருள்படவும் நிரல்படவும் விளக்குவார்கள்.
- குறிப்பிட்டக் கருப்பொருளை ஒட்டிய தமது கருத்துக்களை முறையாகத் தொடங்கி, தொடர்ந்து தேவையான இடங்களில் முக்கியமானவற்றை வலியுறுத்தி, நிறைவுசெய்து பேசுவார்கள்.

படித்தல்

- வயதிற்கும் அனுபவத்திற்கும் உட்பட்ட பலவகையான பனுவல்களைப் பொருள் உணர்ந்தும் ஆழமாகவும் படித்துப் புரிந்துகொள்வர்.
- அடிப்படை நிறுத்தற்குறிகளின் பயன்பாட்டை உணர்ந்து பொருத்தமான இடங்களில் நிறுத்திப் படிப்பார்கள்.
- வேகம், தொனி, ஒலி அளவு முதலான கூறுகளை உணர்ந்து சரியான உச்சரிப்புடன் சரளமாகப் படிப்பார்கள்.
- பன்முனைப்பாங்குப் பனுவல்களையும் வேறு வடிவில் அமையப்பெற்ற பனுவல்களையும் படித்து, அவற்றிலுள்ள செய்திகளைத் தொடர்புபடுத்தியும் ஒருங்கிணைத்தும் கூறுவார்கள்.
- படித்த பகுதியைப் பற்றிய புரிந்துணர்வை, எளிய கருத்துருப்படங்களைக் கொண்டும் சிந்தனை வரைப்படங்கள் கொண்டும் வெளிப்படுத்துவார்கள்.
- புத்தக மதிப்பாய்வு மேற்கொள்ளும் நோக்கில் பலவகைப் பனுவல்களை படித்துப் பகுத்துணர்ந்து தமது புரிந்துணர்வை வெளிப்படுத்துவார்கள்.

எழுதுதல்

- சொற்களுக்கு இடையே சரியான இடைவெளிவிட்டு எழுதுவார்கள்.
- பனுவலில் இடம்பெறும் சொற்களையும் சொற்றொடர்களையும் பிழையின்றி எழுதுவார்கள்.
- இலக்கணக்கூறுகளையும் மொழிக்கூறுகளையும் சரியாகப் பயன்படுத்தி எளிய வாக்கியங்களை எழுதுவார்கள்.
- படம், படத்தொடர், தலைப்பு, சூழல் முதலியவற்று ஒட்டியக் கருத்துகளைத் திரட்டியும் ஒழுங்குபடுத்தியும் திட்டமிட்டும் கதை அல்லது கட்டுரையை எழுதுவர்.

இருவழிக் கருத்துப்பரிமாற்றத் திறன்கள்

- சூழல்களுக்கேற்பப் பொருத்தமான முறையில் பேச்சுவழியிலும் எழுத்துவழியிலும் கருத்துப்பரிமாற்றத்தில் ஈடுபடுவார்கள்.
- பயன்முனைப்புமிக்க வகையில் இணக்கமாகக் கருத்துப்பரிமாற்றத்தை நிகழ்த்துவார்கள்.
 - தம் கருத்துகளை சரியான முறையில் எடுத்துரைத்தல்
 - காரணத்துடன் பொருந்தாத கருத்துக்களை மறுத்துரைத்தல்
 - பிறர் கருத்துக்களைத் தெளிவுபடுத்த, பொருத்தமான வினாக்கள் எழுப்புதல், பிறர் கேள்விகளுக்கு பொருத்தமான முறையில் பதிலுரைத்தல்
- பொருத்தமான மொழி அமைப்பையும் வடிவத்தையும் பயன்படுத்தி எழுத்துவழியே கருத்துப்பரிமாறிக்கொள்வர்.
- தேவைக்கும் சூழலுக்கும் ஏற்ப மறுமொழி எழுதுவார்கள்.

இலக்கணக் கூறுகள்

தொடக்கநிலை நான்காம் மாணவர்களுக்கு, அவர்களின் வயதுக்கும் அனுபவத்திற்கும் ஏற்ப இலக்கணக் கூறுகள் எளிய நிலையில், பயன்பாட்டு முறையில் அறிமுகப்படுத்தப்படும்.

- குறில் நெடில்

- மூவிடப்பெயர் (தன்மை, முன்னிலை, படர்க்கை)
- பதிலிடுபெயர்கள்
- கிரந்த எழுத்துக்கள் (ஜ, ஸ, ஷ, ஹ, ஸ்ரீ)
- பெயர்ச்சொல், வினைச்சொல்
- உயர்திணை, அஃறிணை
- ஒருமை பன்மை
- எழுவாய் பயனிலை செயப்படுபொருள் இயைபு
- வினாப்பெயர்
- காலங்கள்
- நிறுத்தற்குறிகள்
- வேற்றுமை உருபுகள்
- அடைமொழி, எச்சம்
- இணைப்புச் சொற்கள்
- மொழி மரபுகள் (எதிர்ச்சொற்கள், பொழுதுகள், இணைமொழிகள்)
- சொல் பயன்பாடு (ஒலி வேறுபாடு, ஒரு பொருள் பல சொல், ஒரு/ஓர், இரட்டைக் கிளவி, அடுக்குத் தொடர், சில/சிலர்/பல/பலர்)
- சொற்புணர்ச்சி

சிறுவர் கதைநூல்

மாணவர்கள் தமிழ்மொழியை மகிழ்வுறக் கற்றுத் தன்னம்பிக்கையுடன் பயன்படுத்தவும், அவர்களுடைய அனுபவத்திற்கு உட்பட்ட சொல்வளத்தைப் பெருக்கவும் இளம்வயதிலேயே வாசிப்பில் ஈடுபாட்டை வளர்க்கவும் சிறுவர் கதைநூல்கள் அறிமுகப்படுத்தப்பட்டுள்ளன. மாணவர்கள், கதையின் நடையைப் பற்றியும் முடிவு அல்லது தலைப்பை ஒட்டியும் கலந்துரையாடல்களில் ஈடுபடுவார்கள். இது, பின்னாளில் அவர்களது சிந்தனை வளர்ச்சியை ஆழப்படுத்துவதோடு சுயமாக வாசிக்கும் பழக்கத்தை நிலைநாட்டவும் உதவும்.

பள்ளி சார்ந்த நிகழ்ச்சிகளும் நடவடிக்கைகளும்

மாணவர்களுடைய தேவைகளுக்கும் கற்றல் முறைகளுக்கு ஏற்பவும், கற்பித்தல் முறை, பாடப்பொருள் மற்றும் கற்பித்தல் வளங்கள் தயாரிக்கப்படுகின்றன. மேலும், மாணவர்களின் சிந்தனைத் திறனை ஆழப்படுத்த, பல்வேறு கலந்துரையாடல்களும் நடவடிக்கைகளும் மேற்கொள்ளப்படுகின்றன.

Fractured Fairytales

மாணவர்களிடையே கருத்துப்பரிமாற்றத் திறனை வளர்க்கும் நோக்கத்தில் பருவம் 1-இல் *Fractured Fairytales* என்னும் எழுதுதல் நடவடிக்கை அறிமுகப்படுத்தப்படும். மாணவர்களின் புரிந்துணர்வுக்கேற்ற தமிழ் மரபுக்கதைகள் அறிமுகப்படுத்தப்படும். அவற்றை ஆழமாகப் படித்து, வகுப்பு நிலையில் கலந்துரையாடி, படித்த பகுதியை ஒட்டிய தமது புரிந்துணர்வை வெளிப்படுத்துவார்கள். பிறகு, *Six Thinking Hats* உத்திமுறையைப் பயன்படுத்தி, கதையின் கருவையோ முடிவையோ மாற்றி அமைப்பார்கள். அக்கருத்தை எழுத்து வடிவில் வெளிப்படுத்துவார்கள்.

Language Festival

தமிழ் மொழியையும் மரபையும் கலாசாரத்தையும் கற்பிக்கும் நோக்கத்தோடு, வகுப்பு சூழலிலும் வகுப்புக்கு அப்பாற்பட்ட சூழலிலும் மாணவர்களுக்குப் பல்வேறு நடவடிக்கைகள் நடத்தப்படும்.

PHYSICAL EDUCATION

PHYSICAL EDUCATION (PE) IN SCHOOLS

Physical Education is an integral component of Singapore's school curriculum to develop students holistically. By emphasising the importance of movement, and an individual's interaction with the environment, Physical Education seeks to develop the whole child to bring about a nation of physically competent and confident individuals who enjoy a lifetime of active and healthy living safely and responsibly.

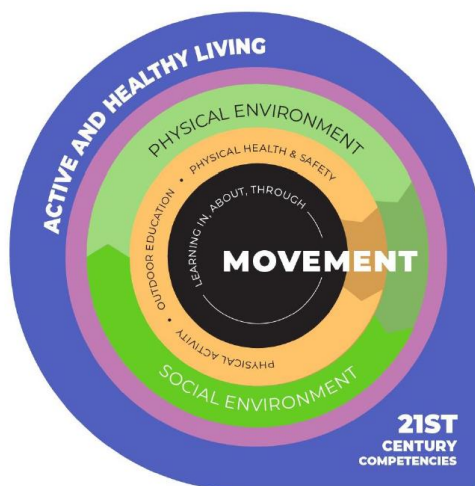


Figure 2. Physical Education Curriculum Framework

The three learning areas of Physical Activity, Outdoor Education, and Physical Health and Safety are pivotal in providing the content for design and enactment of students' meaningful learning experiences in, about and through movement. These areas leverage the physical and social environment to provide real-life contexts that strengthen students' learning. A balanced and well-designed Physical Education curriculum, delivered through effective pedagogies and purposeful assessment can enable students to apply the skills, knowledge, practices and values to lead an active and healthy lifestyle. Additionally, it can help them acquire the 21st century competencies to thrive in the fast changing and complex world.

PURPOSE AND GOALS OF PE

The purpose of Physical Education is to develop physically competent and confident individuals who enjoy a lifetime of active and healthy living safely and responsibly.

Goal 1: Movement Competence. Students are competent and confident to participate in a range of physical and outdoor activities.

Goal 2: Healthy Lifestyle Practices. Students have a personal commitment to healthy lifestyle practices in physical activity, nutrition, sleep, outdoor time and hygiene.

Goal 3: Safety Mindset. Students apply risk assessment to manage daily and physical activities with respect to self, others and the environment.

Goal 4: Core Values. Students make informed and responsible decisions with regard to personal behaviour and social interactions based on sound values-based judgements.

Goal 5: Enjoyment. Students enjoy and value physical activities and healthy living in a sustainable way.

ASSESSMENT

PE Primary 4 Assessment Plan 2025

Topics	Term 1	Term 2	Term 3	Term 4
1. Physical Activity 2. Physical Health and Safety	(Wk 8) <u>Territorial/Invasion Games</u> <u>Attacking the Goal</u> Students will be able to display individual attacking skills in a modified Territorial/Invasion Game	(Wk 9-10) <u>Gymnastics</u> Students will be able to perform a gymnastic routine which includes one roll, one balance and one cartwheel. (Individual)	(Wk 5) Games Concept Quiz	(Wk 2) <u>PE Conduct</u> Students will be assessed in 4 areas namely; Sportsmanship, Teamwork, Safety and Personal Hygiene

ART EDUCATION

AIMS OF ART EDUCATION IN SCHOOLS

The aims of art education are to enable every student to:

- enjoy art,
- communicate visually, and
- make meaning through connecting with society and culture.

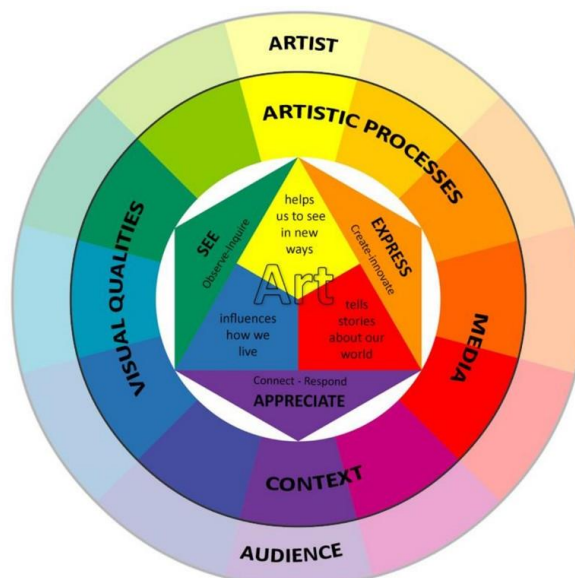


Figure: Primary Art Syllabus Framework 2018

ART SYLLABUS FRAMEWORK

The art syllabus framework is presented in the form of a colour wheel. It shows the dynamic relationship between the various key features of the syllabus as an integrated concept for the learning of art to be holistic and enduring.

The three key ideas at the heart of the framework form the enduring understandings that provide focus for the teaching and learning of art. The key ideas frame the three Learning Domains of *See*, *Express* and *Appreciate* that present learning opportunities for students to develop the Key Competencies of observe, inquire, create-innovate, and connect-respond. Our students learn to *see*, *express* and *appreciate* through the four key components of the Learning Content - *context*, *artistic processes*, *media* and *visual qualities*. In the process, students acquire knowledge, skills and values that equip them to be active artists and informed audiences.

SCOPE OF LEARNING ART

The learning outcomes of our school's art curriculum are organised by levels in 2-year blocks and according to the cognitive and artistic development of our students. The objectives of the syllabus are achieved through the framework of *See*, *Express* and *Appreciate*. The three behavioural domains of *seeing*, *expressing* and *appreciating* take into consideration the cognitive, affective and psychomotor dimensions that students are involved in when learning art. This ensures that students are provided with opportunities to observe their environment, generate ideas, create artworks, discuss about art and value the role of art in society.

The school's art curriculum includes well-designed learning experiences to provide engaging and meaningful ways for students to encounter learning content through two areas:

- *Core Learning Experiences* and
- *Dynamic Learning Experiences*.

For Core Learning Experiences, students will experience drawing as a tool to develop their language, cognitive and executive function. In Primary 4 museum learning experience provides students with authentic context for the learning of local art as part of students' understanding of Singapore's history and heritage. Art exhibitions experience deepen students' understanding of the aesthetics and is an important part of their artistic learning cycle. For Dynamic Learning Experiences, the school extend students' experiences through engagement in community art and competitions.

Table 1: Domain and Key Competencies

See	Express	Appreciate
In <i>Seeing</i> art, our students observe their surroundings & respond to what they see by asking questions & creating artworks. This heightens students' sensory awareness, arouses curiosity & encourages imagination & generation of ideas.	In <i>Expressing</i> art, our students generate ideas from what they see & explore ways to communicate their ideas, feelings & experiences. Students communicate through the various art forms & media as well as orally & in written text. This cultivates students' spirit of innovation & experimentation.	In <i>Appreciating</i> art, our students acquire skills & use appropriate art vocabulary to discuss & interpret artworks. They understand why & how artworks are made & value art in their lives & society. This heightens students' aesthetics & cultural awareness & raises the value of art among them.

PROGRAMMES

The schools' art programmes for Primary 4:

Table 2: Learning and Assessment Areas in Primary 4, 2025

	Term 1	Term 2	Term 3	Term 4
Topic	Topic: My Family	Topic: A Day in My Classroom	Topic: My Dreams	Topic: Drawing
Learning and Assessment Areas	Abstract Sculptures - Arrangement of simplified forms to represent interactions in the family in an abstract way Painting, Portraiture – Observing live models and	Painting – Use of tonal values to suggest light source, creating depth in an artwork	Digital photo manipulation – Execution of surrealism techniques through a digital app	Create their own images when given drawing prompts

	Term 1	Term 2	Term 3	Term 4
	painting what is observed			

RESOURCES USED

- Teachings Slides
- Artists' References
- Digital Platforms (Padlet, 360 Virtual Platform, Artrage)
- National Gallery Art Reference
- Thinking Routines Charts
- Singapore Teachers' Academy for the Arts (STAR) Resources
- Reflection Checklist
- Assessment Rubrics
- Art Books (Reference)
- Student Development Curriculum Division (MOE) Resources

MUSIC EDUCATION

AIMS OF MUSIC EDUCATION IN SCHOOLS

The aims of Music Education are as follows:

1. Acquire and apply musical skills, knowledge and understanding through **Listening, Creating and Performing**.
2. Develop abilities for creative expression and communication.
3. Develop an understanding and appreciation of music in local and global cultures.
4. Cultivate a life-long enjoyment and involvement in music.

Music Education is offered to all students in primary schools. It contributes to the quality of students' holistic education and plays a part in nurturing them to become informed audiences for the arts.

Through creating music, singing and playing instruments, students learn to express themselves creatively in different modes. Listening and appreciation skills enable them to respond and engage with new music throughout their lives.

Music is also an integral part of society. It is used to convey cultural and social norms of different societies. Hence, learning music helps to enrich students' social, cultural, and historical awareness.

SCOPE OF LEARNING

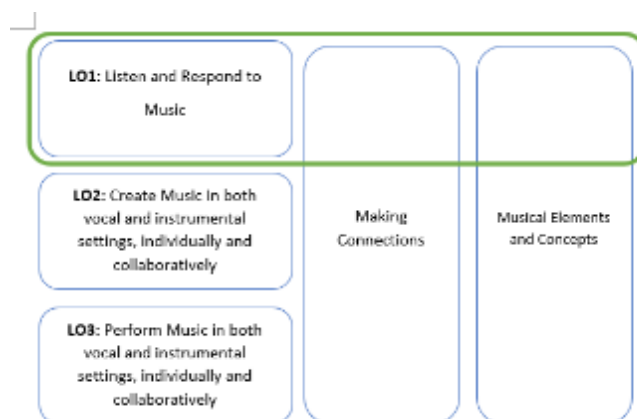
To fulfil the aims of Music Education, the syllabus spans across three key stages from Primary One to Primary Six. Each stage comprises two levels which builds upon the competencies from the previous stage(s). The learning outcomes are organised around 3 overarching Learning Objectives (LOs).

LO1: Listen and Respond to Music

LO2: Create Music in both vocal and instrumental settings, individually and collaboratively

LO3: Perform Music in both vocal and instrumental settings, individually and collaboratively where students respectively sing and play instruments.

Students also acquire a set of Knowledge, Skills, and Values (KSVs) in listening, creating and performing with the corresponding musical elements and concepts as well as musical cultures described under "Making Connections". The figure below illustrates how the different KSVs can be acquired in an integrated way at each stage.



The learning of **Musical Elements and Concepts** is synonymous to the learning of the musical language. With the fundamental understanding of the musical elements and concepts, students will be able to better understand and appreciate the music they listen to, create, and perform.

On the other hand, the KSVs for “**Making Connections**” highlight the connections students can make when they listen, create and perform music in and from a variety of contexts. This includes providing students with authentic musical tasks and raising their awareness of how social, cultural and historical contexts have shaped music, as well as the music and musicians from various genres, traditions and styles in our communities. The use of core and dynamic repertoire from our local cultures and inclusion of authentic learning opportunities outside the classroom are important ways for “Making Connections”.

Below are the general skills and knowledge to be acquired for Music in Stage 2 (Primary 4):

1. Listening & Responding to Music
a. Imitating rhythmic & melodic patterns using instruments &/or sound materials.
b. Responding to elements of music & moods in a variety of ways.
c. Describing sound produced by instrument from ethnic music cultures in Singapore & Southeast Asian cultures & how they are played.
d. Describing ways in which the elements of music are used for different purposes in the music they listen to, create & perform.
2. Creating Music
a. Improvising with voice & instruments, pentatonic melodic & rhythmic responses of at least 2 bars or equivalent.
b. Creating & perform 2-part rhythmic phrases of at least 4 bars or equivalent.
c. Creating with voice & instrument melodic phrases of at least 4 bars or equivalent based on the C-pentatonic & C major scales.
d. Creating & perform soundscapes to a given stimulus.
e. Using digital tools to create music, e.g. soundscapes, rhythmic &/or melodic compositions.
3. Performing Music
a. Singing a variety of 2- or 3-part canon songs as an ensemble.
b. Reading & singing scores in solfege in pentatonic & major scales.
c. Playing rhythmic, melodic & harmonic patterns on pitched & non-pitched instruments.
d. Playing chordal instrument to the basic proficiency appropriate for the instrument.

PROGRAMMES

In their musical journey at UPS, students are given opportunities to perform and showcase what they learn in class. Below are some of the programmes the students experience throughout the year.

Classroom-Based

- Singing of songs from local and global cultures [T1-T4]
- Playing pitched and non-pitched instruments [T1-T4]
- Movement and Musical Games [T1-T4]

Level-Based

- P4 Ukulele playing during school events, e.g. National Day. [T3] - to encourage appreciation of music played by peers.
- Learning of Ukulele for targeted students [T2] – to provide opportunities to selected students to learn & master ukulele

School-Based

- National Day Singing [T3] – to encourage love for country through mass singing of NDP songs & Singapore folk songs during lessons & concert

- Teachers' Day & Unity's Got Talent [T3] - to encourage appreciation for teachers & showcase individual talent as well as communal singing during the concert.
- Children's Day [T3] – to encourage joy of learning and living through mass singing of Semogia Bahagia (May You Achieve Happiness) at the end of the concert.

ASSESSMENT

Assessment is an integral part of the teaching and learning process and helps our students become self-directed learners. It enables the teachers to monitor students' progress and to give feedback to students regularly throughout the year based on the musical activities done inside the classroom.

As a holistic part of music education, students will be exposed to the musical skills of **Listening and Responding, Creating, and Performing**. These are not discrete entities; they overlap, leading to a holistic music education experience for students. Therefore, singing, listening, creating and performing skills will be observed and assessed through varied ways to reflect students' progress in music learning.

Music Primary 4 Assessment Plan 2025

Term 1 (25%)	Term 2 (25%)	Term 3 (25%)	Term 4 (25%)
<u>Weighted Assessment 1</u> <u>(Wk 7)</u> Topic Listen and Respond to Music (LO1) - Create graphical score that reflects appropriate musical elements of classical music excerpts.	<u>Weighted Assessment 2</u> <u>(Wk 8)</u> Topic Listen and Respond to Music (LO1) - Imitate strumming patterns of varying complexities using the ukulele on C, Am and F chords with accuracy, clarity, and appropriate technique.	<u>Weighted Assessment 3</u> <u>(Wk 7)</u> Topic Create Music (LO2) - Create a four-bar chord progression using C, Am, F, G chords and play them on the ukulele with accuracy, clarity, and appropriate technique.	<u>Weighted Assessment 4</u> <u>(Wk 6)</u> Topic Perform Music (LO3) – Sing and play ukulele with accuracy, clarity, and appropriate technique the song "Somewhere Over the Rainbow".

RESOURCES USED

Resources are created and developed by teachers and / or adapted from Student Development Curriculum Division (MOE) and Singapore Teachers' Academy for the Arts (STAR).

CHARACTER AND CITIZENSHIP EDUCATION (CCE)

AIM OF CHARACTER AND CITIZENSHIP EDUCATION IN SCHOOLS

CCE 2021 aims to develop in our students:

- a) Good character: Have a sound moral compass and a strong sense of right and wrong, think critically and ethically, be discerning in judgment, take responsibility for choices and actions, be caring towards others and strive for excellence;
- b) Resilience and social-emotional well-being: Have a balanced sense of self, form healthy relationships, be resilient when faced with challenges, find meaning in life, and have a sense of gratitude and appreciation;
- c) Future readiness: Have a sense of purpose in life, develop the dispositions of adaptability and lifelong learning so as to be able to navigate education and career pathways purposefully and take on the challenges of the future, including the world of work and life; and
- d) Active citizenship: Develop a strong national identity based on a sense of belonging to the nation, a sense of hope in themselves and the future, an awareness of the reality of Singapore's vulnerabilities and constraints, and the will to act on improving the lives of others, and building a future for our nation.

SCOPE OF LEARNING

The components in CCE comprise CCE lessons, Form Teacher Guidance Period (FTGP), school-based CCE and the CCE Guidance Module.

a) CCE Lessons

These lessons, which include CCE Form Teacher Guidance Period (FTGP), CCE Mother Tongue Languages (MTL) and Programme for Active Learning (PAL), provide the time for teachers to engage and build relationships with their students through discussions and effective classroom strategies. Broadly, there are three ways CCE lesson time is used:

- (i) explicit teaching of values, and social and emotional skills, which addresses the holistic developmental needs of students, e.g. understanding emotions and how to regulate them, learning how to manage relationships, and developing skills for responsible decision-making and deepening moral values and one's cultural identity in CCE (MTL).
- (ii) equipping students with knowledge and skills to better understand and navigate the real-world, e.g. understand mental health issues, navigate cyberspace responsibly, make appropriate educational and career choices, appreciate family life, understand Singapore's racial and religious diversity; and
- (iii) providing opportunities for contribution to family, school and community through Values in Action (VIA) projects. Time will be given to identify the needs and establish the intent of project, planning the activities and reflecting on learning.

b) Key Student Development Experiences

Student development experiences (SDEs) are programmes and activities that contribute towards the holistic development of our students in the physical, aesthetic, intellectual, moral and social domains.

Key SDEs are programmes and activities that all Singapore schools provide for all their students. These comprise the following:

- Co-Curricular Activities (CCA);
- Cohort Learning Journeys (LJs);
- Education and Career Guidance (ECG) Experiences;
- National Education (NE) Commemorative Days;
- Outdoor Adventure Learning (OAL) Cohort Camps;
- Student Leadership Development (SLD) Programmes; and
- Values in Action (VIA), including Everyday Responsibilities.

For each of these programmes and activities, specific CCE learning outcomes are articulated, and planned activities are incorporated with the intention of realising the identified learning outcomes. These activities are based on experiential learning pedagogy, including dialogue, discussion and reflection, and intentional application of values, social-emotional, and civic competencies.

c) School-based Initiatives

As every school context is different, and the needs, interests and abilities of students vary within each context, schools design and implement programmes and activities for CCE that cater to the profile of their students. These school-based initiatives also take reference from the CCE learning outcomes and apply the guiding principles of student-centricity, intentionality and coherence to ensure that the students' learning experiences meaningfully blend in with the overall whole-school approach to CCE.

d) Other Subjects

In primary school, CCE complements other learning platforms and subjects in the development of students. Social Studies, Music and Art are subjects with natural opportunities to explore national identity, contemporary issues, as well as Singapore's constraints and vulnerabilities. The teaching of English and Mother Tongue Languages also provides opportunities to hone students' sensitivity towards others and learn communication skills for relationship building. Physical Education (PE) allows for students to learn sportsmanship and take responsibility for a healthy lifestyle.

Besides linking CCE learning outcomes to content knowledge in other subject areas, the learning of values and social-emotional competencies can also occur through teachable moments. As students interact with one another through group activities, they learn the skills of working together harmoniously, appreciating diversity and active listening. They also learn how to demonstrate values such as respect, integrity and responsibility as they are encouraged to do their best in various learning tasks and relate to their teachers and fellow classmates. They demonstrate care as they look out for and support their classmates and friends in times of need.

e) Personal Application

For CCE to be meaningful for students, they should be taught to reflect on their character growth as a lifelong process. There are many authentic learning opportunities within and beyond school for our students to develop the habit of self-reflection and gratitude. As they practise thinking back on positive and negative life experiences, they consider what can be learnt from these experiences and commit to working towards better versions of themselves. The time they spend in school after lessons, during recess and lunch break

with their school mates, as well as after school with their families, friends in the community and other social groups, online and offline, have a great influence on who they are and who they choose to become. CCE provides the knowledge and skills to help our students make sense of their life experiences and the language to express their learning and development.

RESOURCES USED

1. CCE Textbooks and Journals
2. FTGP Journals
4. Teacher-created resources for VIA
5. Teacher-created reflection journals, checklists and rubrics

Assessment

Assessment will be formative and include:

- **Teacher's assessment**
Teacher provides feedback and words of encouragement to motivate students to learn and improve □
- **Self-assessment**
Students reflect on their own learning through reflections and self-checklists
- **Peer assessment**
Students give feedback to one another for improvement
- **Parents' feedback**
Parents affirm students' effort through positive comments

School Values

School Values	Desired Behaviours	Level	Practices
Respect	• Treats others with dignity & courtesy.	All	• Greets teachers & peers. • Works & plays with friends of different races.
		P3 onwards	• Helps others in need. • Seeks permission before taking/ using someone else's belongings.
	• Obeys school rules and class rules.	All	• Follows school & class rules.
Resilience	• To question, explore & experiment.	All	• Asks questions to clarify. • Strives to improve in learning from self or others.
		P3 onwards	• Expresses opinions & makes suggestions. • Participates actively in class discussions.
		P5 onwards	• Is engaged in learning & strives for highest standards. • Exhibits initiative to come up with ideas & suggestions for school improvement.
	• To be persistent & not give up easily.	All	• Perseveres in the face of defeat or obstacles.
Responsibility	• Follows up on one's words & promises.	All	• Keeps up with the deadlines of all schoolwork.

School Values	Desired Behaviours	Level	Practices
	<ul style="list-style-type: none"> Does things to the best of one's ability. 	P3 onwards	<ul style="list-style-type: none"> Manages own emotions & acts in a considerate manner.
		All	<ul style="list-style-type: none"> Is punctual for class & school activities.
		P3 onwards	<ul style="list-style-type: none"> Participates actively in class or school improvement projects.
		P5 onwards	<ul style="list-style-type: none"> Is aware that choices have consequences & is accountable for decisions made.
Integrity	<ul style="list-style-type: none"> Is honest & sincere in both words & actions. 	All	<ul style="list-style-type: none"> Is sincere & honest in words & actions.
		P3 onwards	<ul style="list-style-type: none"> Completes work on his/her own.
	<ul style="list-style-type: none"> Does the right thing even when it is a difficult thing to do. 	All	<ul style="list-style-type: none"> Returns items that do not belong to them.
		P5 onwards	<ul style="list-style-type: none"> Stands up for what is right.
Care	<ul style="list-style-type: none"> Shows care for self, others & the environment. 	All	<ul style="list-style-type: none"> Takes care of own grooming & attire.
		P3 onwards	<ul style="list-style-type: none"> Takes care of personal space & cleanliness. Shows care for school & public property.
		P5 onwards	<ul style="list-style-type: none"> Contributes actively to school-wide conservation efforts, e.g. Taking care of school environment, recycling, daily classroom cleaning.
	<ul style="list-style-type: none"> Values self and others. 	All	<ul style="list-style-type: none"> Shows acts of kindness to peers & community.
		P3 onwards	<ul style="list-style-type: none"> Is sensitive to the feelings of others.
		P5 onwards	<ul style="list-style-type: none"> Reflects on impact of own actions on others.
Harmony	<ul style="list-style-type: none"> Contributes to the group one belongs to. 	All	<ul style="list-style-type: none"> Is a good team player.
		P3 onwards	<ul style="list-style-type: none"> Volunteers to render help to others.
		P5 onwards	<ul style="list-style-type: none"> Leads peers in their actions.
	<ul style="list-style-type: none"> Shows inclusivity with peers. 	All	<ul style="list-style-type: none"> Gets along well with friends from different races and cultures. Respects others' point of view.
		P3 onwards	<ul style="list-style-type: none"> Appreciates the diversity of Singapore.

SOCIAL STUDIES

AIMS OF SOCIAL STUDIES IN SCHOOLS

The aim of Social Studies (SS) is to develop the civic competencies of our students so that they can be informed, concerned and participative citizens.

As an **informed** citizen, the student would:

- understand his/her own identity vis-à-vis his/her identity as a Singaporean with a global outlook;
- understand different perspectives;
- view the world with an understanding of the Singapore perspective;
- apply reflective thought in making quality decisions;
- analyse, negotiate and manage complex situations; and
- evaluate information, consider different viewpoints and exercise discernment in reaching well-deliberated conclusions and responsible decisions.

As a **concerned** citizen, the student would:

- have a sense of belonging to his community and nation;
- find it important to engage in issues of societal concern because he/she understands the potential impact his/her response has on society;
- show commitment to social cohesion by appreciating diversity in society; and
- have an awareness of the ethical consequences of decision-making

As a **participative** citizen, the student would:

- be motivated to identify issues of concern and take action;
- be resilient in addressing concerns of the community or society in spite of challenges faced; and
- be empowered to take personal and collective responsibility for effecting change for the common good; and serve to make a positive difference to others.

THE SOCIAL STUDIES FRAMEWORK

The SS curriculum spans across the primary and secondary levels. At the heart of the studies is the preparation of students to be citizens of tomorrow by helping them to better understand the interconnectedness in the world they live in and appreciate the complexities of the human experience.

SS seeks to inculcate in students a deeper understanding of the values that define the Singaporean society and nurture dispositions to show concern for the world they live in and demonstrate empathy in their relationships with others. The curriculum therefore envisions the SS students as an informed, concerned and participative citizen who is competent in quality decision-making with an impassioned spirit to contribute responsibly in the world he/she lives in.



SCOPE OF LEARNING

The SS syllabus is organized into three broad clusters titled Discovering Self and Immediate Environment, Understanding Singapore in the Past and Present, and Appreciating the World and Region We Live In.

Cluster of study		Inquiry focus
Cluster 1: Discovering self and Immediate Environment		
Primary 1	Knowing Myself, Others & My Surroundings	Who am I in relation to the people and places around me?
Primary 2	Coming Together as a Nation	What unites us as people of Singapore?
Cluster 2: Understanding Singapore in the Past and Present		
Primary 3	Understanding Singapore's Environment and Challenges	What is Singapore's environment like and how do we overcome the challenges we face?
Primary 4	Valuing our Past	How is life in Singapore today shaped by what happened in the past?
Cluster 3: Appreciating the World and Region We Live In		
Primary 5	Part 1: Understanding Singapore's Development as a Nation	How has Singapore developed as a nation since its independence?
	Part 2: Understanding Southeast Asia's Diversity and Interconnectedness	What makes up Southeast Asia and how are the countries interconnected?
Primary 6	Understanding Features and Legacies of Civilisations	How are the legacies of civilisations seen in our lives today?

At Primary 4, students will study about the early migrants and leaders who contributed to Singapore's early growth and its later development as a nation. Students will learn that different people come together to build a country. Students will also appreciate the contributions of Singapore's early migrants, our first generation political leaders, our Prime Ministers and Presidents. Such an appreciation will help students understand how life in Singapore today is shaped by what happened in the past.

RESOURCES USED

1. Social Studies Inquiry into Our World Textbooks 4A & 4B
2. Social Studies: Inquiring Into Our World Activity Book 4A & 4B
3. NE Passports

ASSESSMENT

SS is a non-examinable subject but assessment is important to help monitor students' progress in their learning. Primary 4 students will be assessed based on the performance tasks in the NE passport, reflections after NE events and their participation level in class. The SS activity book will also provide teachers with qualitative information on the progress of student's learning throughout the year. A grade of A, B or C will be awarded accordingly at the end of the year.

Concepts	Term 1 (25%)	Term 2 (25%)	Term 3 (25%)	Term 4 (25%)
1. Change and Continuity 2. Contributions 3. Racial Harmony 4. Qualities 5. Merger & Separation 6. National symbols 7. Defence	1. Stories of the early Singapore 2. The Early Settlers <u>Tasks</u> ✓ Activity book ✓ NE passport task ✓ TDD reflections	1. The Lives and Contributions of the Early Settlers 2. Remembering the Early Settlers <u>Tasks</u> ✓ Activity book ✓ NE passport task ✓ IFD reflections	1. Singapore's journey towards independence 2. Singapore's identity as a country <u>Tasks</u> ✓ Activity book ✓ NE passport task ✓ RHD reflections ✓ ND reflections	1. Defending a new country 2. Coming together as one country <u>Tasks</u> ✓ Activity book ✓ NE passport task

INFORMATION AND COMMUNICATION TECHNOLOGY (ICT)

AIM OF ICT EDUCATION IN SCHOOLS

The aim of ICT education in schools is to equip students with the skills to navigate, curate, collaborate and connect in the digital world. At the end of their P6 education in UPS, it is our goal that our students would have acquired a set of Baseline ICT skills and knowledge as listed below:

1. Operate computers and applications in an ICT-enabled learning environment.
2. Create short documents using MS Word.
3. Conduct internet searches and organise digital information while recognising copyright regulations.
4. Create short presentations with media elements using MS PPT.
5. Perform core computation and coding concepts through simple visual programming-based lessons.
6. Perform simple computations with data using Google Sheets, including the application of formula.
7. Collaborate with others using Google Doc, Google Slides and Google Sheets.

In addition to the mastery of technical ICT skills, the school will also focus on nurturing our students with the appropriate dispositions to harness ICT for lifelong learning.

SCOPE OF LEARNING

ICT Focus	Skills & Knowledge
<ul style="list-style-type: none">▪ Create a short presentation with texts and pictures using Google Slides▪ Learning with searches	<ul style="list-style-type: none">▪ Gather relevant curriculum content for their presentation.▪ Create a set of presentation slides with text and pictures from the web or clipart.▪ Collaborate with peers to complete their presentation slides with the use of transition, animation and inserting of hyperlink, if there is any.

ASSESSMENT

Assessment plays an important role in helping teachers to monitor students' progress in their ICT Baseline competencies. For P4, students will assess their own learning by completing a self-checklist on ICT Baseline Competencies.

CYBER WELLNESS (CW)

Our Cyber Wellness (CW) programme, guided by MOE CW Framework, focuses on developing students' instincts to protect and empower themselves to take responsibility for their own well-being in cyberspace.

The three guiding principles of CW are:

1. Respect for Self & Others
2. Safe & Responsible Use
3. Positive Peer Influence

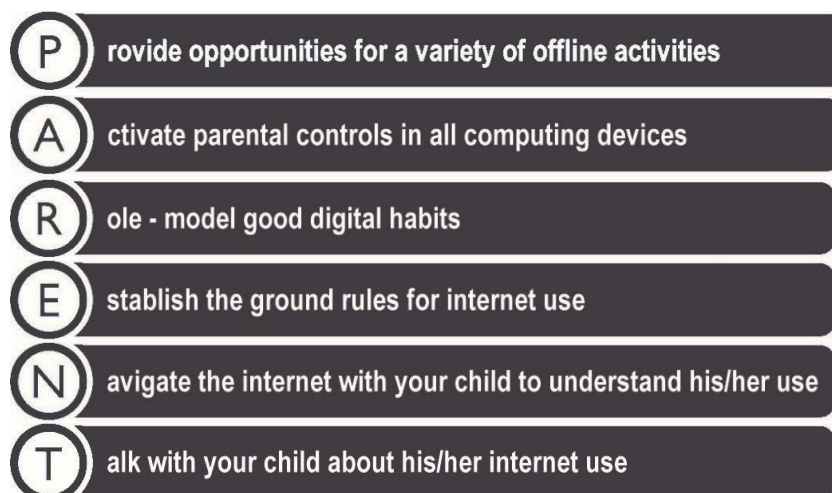
At the end of P6, the following topics will be covered:

1. Netiquette
2. Cyberbullying
3. Danger with Cyber Contacts
4. Addiction – Managing Screen Time
5. Copyright
6. Handling Inappropriate Content – Scams & Spam



For P4 students, a level Assembly Talk will be conducted on the topic of 'Addiction – Managing Screen Time' and lessons will also be delivered via Form Teacher Guidance Period (FTGP).

To complement the CW Curriculum in schools, parents can set a good example at home in the use of technology and to play an active role in guiding the students on how to navigate in cyberspace. To ensure that our students are safe and have positive online experiences, parents can do the following:



HOME-BASED LEARNING (HBL)

Home-Based Learning (HBL) exercises will be conducted in every academic year. For each HBL exercise, students will be assigned with both online and offline assignments.

School will keep parents informed of the HBL schedule for each exercise via Parents Gateway (PG). This will allow parents to play a complementary role by helping to monitor the progress of their children's learning in terms of work completion.

As for the students, the HBL schedule will be shared with them via Student Learning Space (SLS) to encourage them to exercise responsibility for their own learning and to be self-directed learners.

STUDENT LEARNING SPACE (SLS)

SLS is an online learning portal rolled out by MOE to all primary schools. This online platform, containing curriculum-aligned resources and learning tools, will support teaching and learning in school. It serves to empower our students to drive their own learning and to be able to learn anytime, anywhere and at their own pace, both independently and with their peers.

As part of our effort to engage our students to learn with the use of ICT, Home-Based Learning (HBL) exercises will be conducted for our students to complete their online assignments via SLS. Moving forward, with Blending Learning as a feature of school experiences, school will be equipping students with basic ICT skills, for example, how to do voice recording, how to do uploading of audio clips and/or videos up to SLS. This is to ease students' submission of work while having HBL exercises. Teachers will also use SLS to complement their classroom teaching and to set additional work or learning resources to aid students in their learning.

HOLISTIC ASSESSMENT

Assessment is an integral part of the interactive process of teaching and learning. It is an on-going process by which teachers gather information about students' learning to inform and support teaching.

The main purpose of holistic assessment is to provide regular, timely and meaningful feedback on what students are doing to achieve specific learning outcomes. It monitors students' progress and identifies their strengths and weaknesses so that more focussed and effective remedial assistance can be rendered.

This form of assessment also helps teachers to monitor students' learning and their performance in different aspects of the required skills. Quantitative feedback in the form of grades and marks, and qualitative feedback in the form of teacher comments help students learn about their strengths, weaknesses and the steps they could take to improve their learning.

The assessment plans appended in the following pages for your reference are:

1. English Language
2. Mathematics
3. Science
4. Chinese Language
5. Malay Language
6. Tamil Language

The information presented is correct at the point of this publication. More details with regard to the weighted assessment items will be disseminated via the Parents' Letters at the beginning of each term.

English Language Primary 4 Assessment Plan 2025

Term 1 (15%)	Term 2 (15%)	Term 3 (15%)	Term 4 (55%)
<u>Weighted Assessment 1</u> <u>(Wk 8 / 35 min / 25 m)</u> Component: Language Use Format of Paper: 1. Vocabulary MCQ: 5m 2. Grammar MCQ: 5m 3. Grammar Cloze: 5m 4. Comprehension 10m Scope of Testing: 1. Term 1 STELLAR Units 2. Term 1 School-based Packages	<u>Weighted Assessment 2</u> <u>(Wk 6 / 6 min / 16 m)</u> Component: Reading and Viewing Format of Paper: 1. Reading Aloud: 6m 2. Stimulus-based Conversation: 10m	<u>Weighted Assessment 3</u> <u>(Wk 8 / 50 min / 20 m)</u> Component: Writing and Representing Format of Paper: 1. Guided Writing	<u>EYE</u> <u>(Wk 4 / 6 min / 16 m)</u> Component: Reading and Viewing Format of Paper: 1. Reading Aloud: 6m 2. Stimulus-based Conversation: 10m <u>(Wk 5 / 30 min / 14 m)</u> Component: Listening and Viewing Format of Paper: 1. Picture Matching and Note Taking <u>(Wk 5 / 50 min / 20 m)</u> Component: Writing and Representing Format of Paper: 1. Guided Writing <u>(Wk 7 / 1h 15 min / 50 m)</u> Component: Language Use Format of Paper: 1. Vocabulary MCQ: 6m 2. Grammar MCQ: 10m 3. Grammar Cloze: 8m 4. Sentence Combining: 3m 5. Visual Text Comprehension: 5m 6. Comprehension: 18m Scope of Testing: 1. Term 1 to Term 4 STELLAR Units 2. Term 1 to Term 4 School-based Packages

Mathematics Primary 4 Assessment Plan 2025

Term 1 (15%)	Term 2 (15%)	Term 3 (15%)	Term 4 (55%)
<u>Weighted Assessment 1</u> <u>(Wk 8/ 50 min/ 40 m)</u> Format of Paper: 5 MCQ 7 SAQ 4 LAQ Topics 1. Numbers to 100 000 2. Factors & Multiples 3. 4 Operations of Whole Numbers 4. Tables & Line Graphs	<u>Weighted Assessment 2</u> <u>Performance Task</u> <u>(Wk 7/ 40 min/ 15 m)</u>	<u>Weighted Assessment 3</u> <u>(Wk 8/ 50 min/ 40 m)</u> Format of Paper: 5 MCQ 7 SAQ 4 LAQ Topics 1. Fractions 2. Decimals 3. 4 Operations of Decimals 4. Pie Charts	<u>End-of-Year Examinations</u> <u>(Wk 7/ 1 h 45 min/ 100 m)</u> Format of Paper: 20 MCQ 16 SAQ 7 LAQ Topics All Semester 1 & 2 topics

Science Primary 4 Assessment Plan 2025

Term 1 (15%)	Term 2 (15%)	Term 3 (15%)	Term 4 (55%)
<u>Weighted Assessment 1</u> <u>(Wk 9/ 55 min/ 50 m)</u> Format of Paper: 15 MCQ (30m) & 5 OEQ (20m) Topics <ol style="list-style-type: none"> 1. Diversity of Materials (P3) 2. Life Cycles of Plants (P3) 3. Life Cycles of Animals (P3) 4. Properties of Magnets (P3) 5. Making and Using Magnets (P3) 6. Plant System (P4) 7. Human System (P4) 	<u>Weighted Assessment 2</u> <u>Practical Test</u> <u>(Wk 8/ 30 min/ 15 m)</u> Format of Paper: 3 Stations x 5 m each	<u>Weighted Assessment 3</u> <u>(Wk 9/ 55 min/ 50 m)</u> Format of Paper: 15 MCQ (30m) & 5 OEQ (20m) Topics <ol style="list-style-type: none"> 1. Life Cycles of Plants (P3) 2. Life Cycles of Animals (P3) 3. Properties of Magnets (P3) 4. Making and Using Magnets (P3) 5. Plant System (P4) 6. Human System (P4) 7. Matter (P4) 8. Light (P4) 9. Shadows (P4) 10. Heat (P4) 	<u>End-of-Year Examination</u> <u>(Wk 7/ 1 h 45 min/ 100 m)</u> Format of Paper: 30 MCQ (60m) & 10 OEQ (40m) Topics <ol style="list-style-type: none"> 1. Diversity of Living and Non-living Things (P3) 2. Classification of Living Things (P3) 3. Diversity of Materials (P3) 4. Life Cycles of Plants (P3) 5. Life Cycles of Animals (P3) 6. Properties of Magnets (P3) 7. Making and Using Magnets (P3) 8. Plant System (P4) 9. Human System (P4) 10. Matter (P4) 11. Light (P4) 12. Shadows (P4) 13. Heat (P4) 14. Effects of Heat (P4)

Chinese Language Primary 4 Assessment Plan 2025

Term 1 (15%)	Term 2 (15%)	Term 3 (15%)	Term 4 (55%)
<p><u>Weighted Assessment 1</u></p> <p><u>(Wk 9 / 50 min / 40 m)</u> Component: Language Use Format of Paper: 1. 语文应用 (5 x 1m) 2. 短文填空 (4 x 2m) 3. 填写词语 (3 x 2m) 4. 词语搭配 (3 x 1m) 5. 理解问答 A (3 Qns, 7m) 6. 理解问答 B (2MCQ, 3OE Qns, 11m)</p> <p>Scope of Testing: 1. CL Curriculum Units 1-4 2. Term 1 School-based Comprehension Package</p>	<p><u>Weighted Assessment 2</u></p> <p><u>(Wk 5 / 5 min / 30 m)</u> Component: Reading and Conversation Format of Paper: 1. Reading Aloud: 10 m 2. Picture Conversation: 20 m</p> <p>Scope of Testing: 1. Term 1 - 2 School-based Oral Package</p>	<p><u>Weighted Assessment 3</u></p> <p><u>(Wk 9 / 40 min / 15 m)</u> Component: Writing Format of Paper: 1. Picture Composition: 15 m</p> <p>Scope of Testing: 1. Term 1-3 CL Curriculum Units 2. Term 1-3 School-based Composition Package</p>	<p><u>EYE</u></p> <p><u>(Wk 4 / 5 min / 30 m)</u> Component: Reading and Conversation Format of Paper: 1. Reading Aloud: 10 m 2. Picture Conversation: 20 m</p> <p><u>(Wk 5 / 30 min / 10 m)</u> Component: Listening Format of Paper: 1. Picture Matching and Response to Narratives: 10 m</p> <p><u>(Wk 5 / 40 min / 15 m)</u> Component: Writing Format of Paper: 1. Picture Composition: 15 m</p> <p><u>(Wk 7 / 1h / 45 m)</u> Component: Language Use Format of Paper: 1. 辨字测验 (2 x 2m) 2. 词语选择 (4 x 2m) 3. 词语搭配 (4 x 2m) 4. 短文填空 (4 x 2m) 5. 理解问答 A (3 Qns, 8m) 6. 理解问答 B (5 Qns, 9m)</p> <p>Scope of Testing: 1. CL Curriculum Units 1-15 2. Term 1 to Term 4 School-based Packages</p>

Malay Language Primary 4 Assessment Plan 2025

Term 1 (15%)	Term 2 (15%)	Term 3 (15%)	Term 4 (55%)
<u>Weighted Assessment 1</u> <u>Wk 9 / 50 min / 40 m</u> Component: Language Use Format of Paper: 1. <i>Imbuhan MCQ</i> (10m) 2. <i>Peribahasa MCQ</i> (8m) 3. <i>Melengkapkan Teks</i> (10m) 4. <i>Kefahaman (Interaksi Penulisan)</i> (4m) 5. <i>Kefahaman OE</i> : (8m) Scope of Testing: 1. Term 1 ML Curriculum Units 2. Term 1 School-based Learning Sheets	<u>Weighted Assessment 2</u> <u>(Wk 5 / 5 min / 30 m)</u> Component: Reading and Conversation Format of Paper: 1. Reading Aloud (10m) 2. Picture Description (10m) 3. Conversation based on a given theme (10m) Scope of Testing: 4. Term 1 – 2 School-based Oral Learning Sheets	<u>Weighted Assessment 3</u> <u>(Wk 9 / 40 min / 15 m)</u> Component: Writing Format of Paper: 1. Picture Composition (15m) Scope of Testing: 1. Term 1-3 School-based Composition Learning Sheets	<u>EYE</u> <u>(Wk 4 / 5 min / 30 m)</u> Component: Reading and Conversation Format of Paper: 1. Reading Aloud (10m) 2. Picture Conversation (20m) <u>(Wk 5 / 30 min / 10 m)</u> Component: Listening Comprehension Format of Paper: 1. Picture Matching and Response to Narratives (10 m) <u>(Wk 5 / 40 min / 15 m)</u> Component: Writing Format of Paper: 2. Picture Composition (15m) <u>(Wk 7 / 1 h / 45 m)</u> Component: Language Use Format of Paper: 1. <i>Imbuhan</i> (10m) 2. <i>Peribahasa</i> (8m) 3. <i>Melengkapkan Teks</i> (10m) 4. <i>Kefahaman MCQ</i> (8m) 5. <i>Kefahaman OE & Kosa kata</i> : (9m) Scope of Testing: 1. Term 1 – 4 ML Curriculum Units 2. Term 1 – 4 School-based Learning Sheets

Tamil Language Primary 4 Assessment Plan 2025

Term 1 (15%)	Term 2 (15%)	Term 3 (15%)	Term 4 (55%)
<u>Weighted Assessment 1</u> <u>Wk 9 / 50 min / 40 m</u> Component: Language Use Format of Paper: 6. Pronouns (10m) 7. Proverbs (8m) 8. Cloze Passage (8m) 9. MCQ Comprehension (6m) 10. Open-ended Comprehension (8m) Scope of Testing: 3. Term 1 TL Curriculum Units 4. Term 1 School-based Learning Sheets	<u>Weighted Assessment 2</u> <u>(Wk 5 / 5 min / 30 m)</u> Component: Reading and Conversation Format of Paper: 5. Reading Aloud (10m) 6. Picture Conversation (20m) Scope of Testing: 1. Term 1 – 2 School-based Oral Learning Sheets	<u>Weighted Assessment 3</u> <u>(Wk 9 / 40 min / 15 m)</u> Component: Writing Format of Paper: 3. Picture Composition (15m) Scope of Testing: 2. Term 1-3 School-based Composition Learning Sheets	<u>EYE</u> <u>(Wk 4 / 5 min / 30 m)</u> Component: Reading and Conversation Format of Paper: 3. Reading Aloud (10m) 4. Picture Conversation (20m) <u>(Wk 5 / 30 min / 10 m)</u> Component: Listening Comprehension Format of Paper: 2. Picture Matching (3m) 3. Response to Narratives (7m) <u>(Wk 5 / 40 min / 15 m)</u> Component: Writing Format of Paper: 4. Picture Composition (15m) <u>(Wk 7 / 1 h / 45 m)</u> Component: Language Use Format of Paper: 1. Pronouns (10m) 2. Proverbs (8m) 3. Cloze Passage (8m) 4. MCQ Comprehension (10m) 5. Open-ended Comprehension (9m) Scope of Testing: 3. Term 1 – 4 TL Curriculum Units

Term 1 (15%)	Term 2 (15%)	Term 3 (15%)	Term 4 (55%)
			4. Term 1 – 4 School-based Learning Sheets